

## PIÑONES ASA 120 - NORMA AMERICANA



### Dimensiones para tipo Americano - (ASA - ANSI) Measurement for American type (ASA - ANSI)

PASO	T	N	M2	M3	T1
ASA120 (11/2)	22.7	22.7	68.1	113.5	23.5
Chain Pitch	T	N	M2	M3	T1

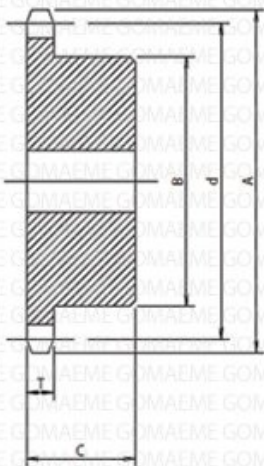
### Dimensiones para tipo Europeo - (BS - ISO) Measurement for European type (BS - ISO)

PASO	T	N	M2	M3	T1
24 - 1 1/2	23.6	24.8	72	120.3	23.6
Chain Pitch	T	N	M2	M3	T1

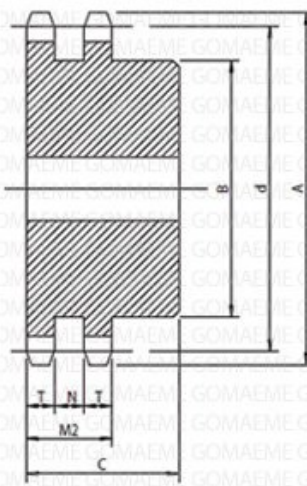
### CORONA



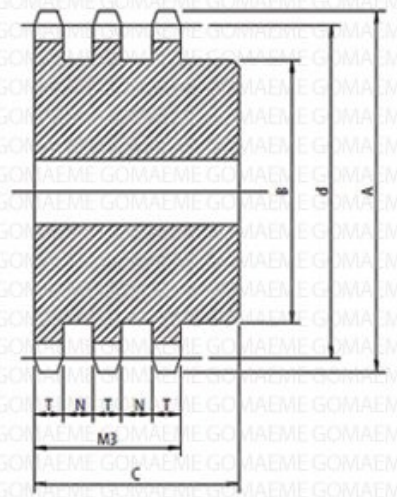
### PIÑÓN SIMPLE



### PIÑÓN DOBLE



### PIÑÓN TRIPLE



## PIÑONES ASA 120 - NORMA AMERICANA

Paso 1 1/2" ASA 120 Rodillo 22,22 mm Roller 38.1 mm BS 24 Rodillo 25,4 mm								
Z	Diámetro Primitivo Pitch Circle Diameter	Diámetro Exterior Top Diameter	Diámetro Cubo Hub Diameter			Largo Total Total Length		
			S	D	T	S	D	T(1)
9	111.40	127.54	70	70	70	55	100	140
10	123.29	140.12	80	80	80	55	100	140
11	135.23	152.62	90	90	90	55	100	140
12	147.21	165.05	102	102	102	55	100	140
13	159.20	177.44	114	114	114	55	100	140
14	171.22	189.79	100	100	100	60	100	140
15	183.25	202.11	110	110	110	60	100	140
16	195.29	214.40	120	130	130	60	100	140
17	207.35	226.68	130	140	140	60	100	140
18	219.41	238.94	130	140	140	60	100	140
19	231.48	251.18	130	140	140	60	100	140
20	243.55	263.41	130	180	180	60	100	140
21	255.63	275.64	130	200	200	65	100	140
22	267.72	287.85	140	200	200	65	100	140
23	279.80	300.06	140	200	200	65	100	140
24	291.90	312.26	140	200	200	65	100	140
25	303.99	324.45	140	200	200	65	100	140
26	316.09	336.64	140	200	200	65	100	140
27	328.19	348.83	140	200	200	65	100	140
28	340.29	361.01	150	200	200	65	100	140
29	352.39	373.18	150	200	200	65	100	140
30	364.49	385.36	150	160	160	65	100	140
35	425.04	446.19	150	160	160	65	100	140
38	461.37	482.66	150	160	160	90	110	140
40	485.60	506.97	150	160	160	90	110	140
45	546.19	567.72	150	160	160	90	110	140
50	606.78	628.44	150	160	160	90	110	140
57	691.62	713.43	150	160	160	100	120	140
60	727.99	749.85	160	170	170	100	120	140
76	921.96	944.03	160	170	170	100	120	140
95	1152.33	1174.56	175	180	180	100	140	150