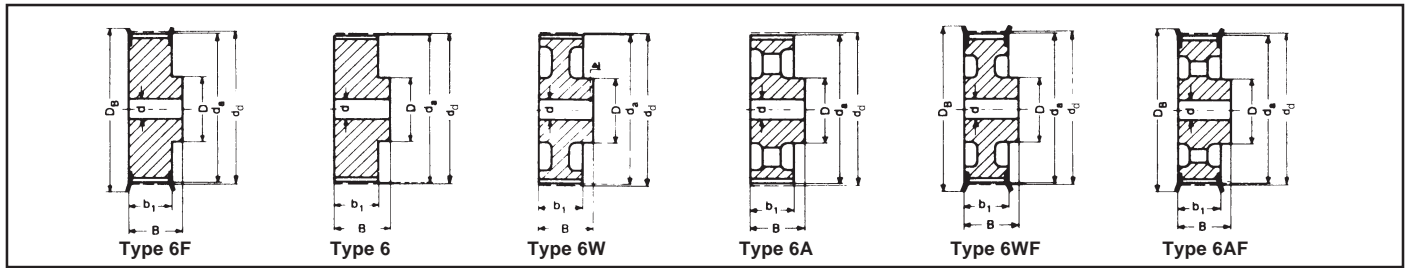


Poleas Dentadas Métricas para agujero cilíndrico

optibelt-ZRS Timing belt pulleys for plain boring



Power Transmission

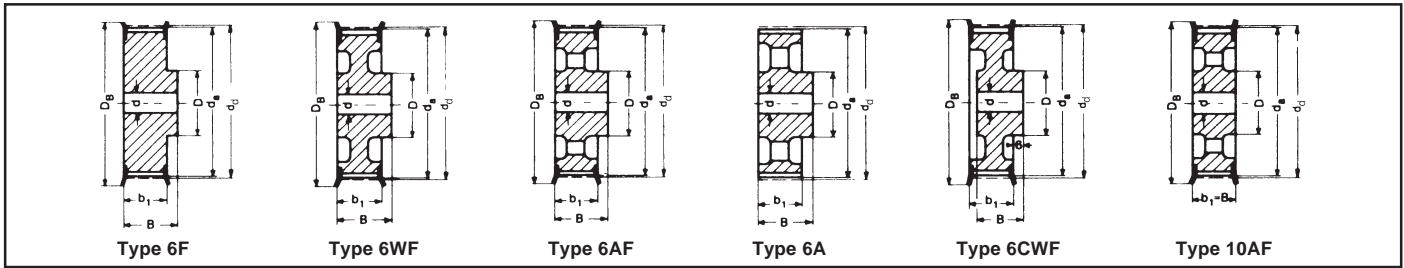


Type XL – Pitch 5,08 mm for belt width 025, 031, 037

Part No.	No. of teeth	Type	Material	d _d (mm)	d _a (mm)	D _B (mm)	b ₁ (mm)	B (mm)	D (mm)	Pilot bore d (mm)	Finished bore d _{max} (mm)	Grub screw	Weight (= kg)	Euro each	£ each
10 XL 037	10	6F	St	16.17	15.66	23	14.3	19.8	9.5	5.0	6.4	M3	0.02		
11 XL 037	11	6F	St	17.79	17.28	23	14.3	19.8	9.5	5.0	6.4	M3	0.02		
12 XL 037	12	6F	St	19.40	18.89	25	14.3	19.8	12.7	5.0	7.9	M3	0.03		
14 XL 037	14	6F	St	22.64	22.13	28	14.3	19.8	14.3	6.0	9.5	M4	0.04		
15 XL 037	15	6F	St	24.26	23.75	28	14.3	19.8	15.9	6.0	11.1	M4	0.04		
16 XL 037	16	6F	St	25.87	25.36	32	14.3	19.8	17.5	6.0	12.7	M4	0.05		
18 XL 037	18	6F	St	29.11	28.60	36	14.3	19.8	19.0	6.0	14.3	M4	0.06		
20 XL 037	20	6F	St	32.34	31.83	38	14.3	22.2	23.8	6.0	17.5	M4	0.08		
21 XL 037	21	6F	St	33.96	33.45	38	14.3	22.2	23.8	6.0	17.5	M4	0.09		
22 XL 037	22	6F	St	35.57	35.06	42	14.3	22.2	25.4	6.0	19.1	M4	0.10		
24 XL 037	24	6F	St	38.81	38.30	44	14.3	22.2	27.0	6.0	20.6	M4	0.12		
26 XL 037	26	6F	St	42.04	41.53	48	14.3	22.2	30.0	6.0	23.0	M4	0.14		
28 XL 037	28	6F	St	45.28	44.77	51	14.3	22.2	30.2	6.0	23.0	M4	0.16		
30 XL 037	30	6F	St	48.51	48.00	54	14.3	22.2	34.9	6.0	23.0	M4	0.19		
32 XL 037	32	6	Al	51.74	51.23	—	14.3	25.4	38.0	8.0	23.0	M4	0.11		
36 XL 037	36	6	Al	58.21	57.70	—	14.3	25.4	38.0	8.0	23.0	M4	0.13		
40 XL 037	40	6	Al	64.68	64.17	—	14.3	25.4	38.0	8.0	23.0	M4	0.17		
42 XL 037	42	6W	Al	67.91	67.40	—	14.3	25.4	38.0	8.0	23.0	M4	0.13		
44 XL 037	44	6W	Al	71.15	70.64	—	14.3	25.4	38.0	8.0	23.0	M4	0.15		
48 XL 037	48	6W	Al	77.62	77.11	—	14.3	25.4	38.0	8.0	23.0	M4	0.16		
60 XL 037	60	6A	Al	97.02	96.51	—	14.3	25.4	38.0	8.0	23.0	M4	0.18		
72 XL 037	72	6A	Al	116.43	115.92	—	14.3	25.4	38.0	8.0	23.0	M4	0.23		

Type L – Pitch 9,525 mm for belt width 050

10 L 050	10	6F	St	30.32	29.56	36	19	26	22	6.0	13.0	—	0.11		
12 L 050	12	6F	St	36.38	35.62	42	19	26	28	6.0	17.0	—	0.19		
13 L 050	13	6F	St	39.41	38.65	44	19	26	30	6.0	19.0	—	0.21		
14 L 050	14	6F	St	42.45	41.68	48	19	26	33	8.0	20.0	—	0.25		
15 L 050	15	6F	St	45.48	44.72	51	19	26	36	8.0	23.0	—	0.30		
16 L 050	16	6F	St	48.51	47.75	54	19	26	38	8.0	23.0	—	0.33		
17 L 050	17	6F	St	51.54	50.78	57	19	26	40	10.0	24.0	—	0.36		
18 L 050	18	6F	St	54.57	53.81	60	19	26	40	10.0	24.0	—	0.41		
19 L 050	19	6F	St	57.61	56.84	60	19	26	40	10.0	24.0	—	0.45		
20 L 050	20	6F	St	60.64	59.88	66	19	26	46	10.0	28.0	—	0.50		
21 L 050	21	6F	St	63.67	62.91	71	19	26	46	10.0	28.0	—	0.55		
22 L 050	22	6F	St	66.70	65.94	75	19	26	50	10.0	30.0	—	0.62		
24 L 050	24	6F	St	72.77	72.00	79	19	26	50	12.0	30.0	—	0.68		
26 L 050	26	6F	St	78.83	78.07	87	19	26	50	12.0	30.0	—	0.82		
28 L 050	28	6F	St	84.89	84.13	91	19	26	50	12.0	30.0	—	0.92		
30 L 050	30	6F	St	90.96	90.20	97	19	26	50	12.0	30.0	—	1.10		
32 L 050	32	6F	St	97.02	96.26	103	19	26	50	12.0	30.0	—	1.20		
36 L 050	36	6WF	GG	109.15	108.24	115	19	26	50	12.0	30.0	—	1.00		
40 L 050	40	6WF	GG	121.28	120.51	127	19	26	50	12.0	30.0	—	1.10		
44 L 050	44	6AF	GG	133.40	132.64	140	19	26	50	12.0	30.0	—	1.20		
48 L 050	48	6AF	GG	145.53	144.77	152	19	26	50	12.0	30.0	—	1.30		
60 L 050	60	6A	GG	181.91	181.15	—	19	28	50	15.0	30.0	—	1.30		
72 L 050	72	6A	GG	218.30	217.53	—	19	28	50	15.0	30.0	—	1.70		
84 L 050	84	6A	GG	254.68	253.92	—	19	28	50	15.0	30.0	—	1.90		

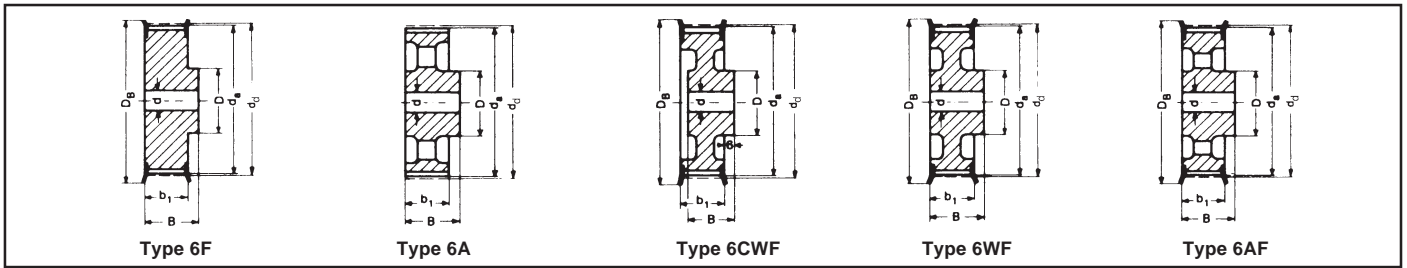


Type L – Pitch 9,525 mm for belt width 075

Part No.	No. of teeth	Type	Material	d _d (mm)	d _a (mm)	D _B (mm)	b ₁ (mm)	B (mm)	D (mm)	Pilot bore d (mm)	Finished bore d _{max} (mm)	Weight (= kg)	Euro each	£ each
10 L 075	10	6F	St	30.32	29.59	36	25	32	22	6	13	0.15		
12 L 075	12	6F	St	36.38	35.62	42	25	32	28	8	17	0.23		
13 L 075	13	6F	St	39.41	38.65	44	25	32	30	8	19	0.26		
14 L 075	14	6F	St	42.45	41.68	48	25	32	33	8	20	0.32		
15 L 075	15	6F	St	45.48	44.72	51	25	32	36	8	23	0.35		
16 L 075	16	6F	St	48.51	47.75	54	25	32	38	8	23	0.42		
17 L 075	17	6F	St	51.54	50.78	57	25	32	40	10	24	0.45		
18 L 075	18	6F	St	54.57	53.81	60	25	32	40	10	24	0.51		
19 L 075	19	6F	St	57.61	56.84	60	25	32	40	10	24	0.57		
20 L 075	20	6F	St	60.64	59.88	66	25	32	46	10	28	0.63		
21 L 075	21	6F	St	63.67	62.91	71	25	32	46	10	28	0.70		
22 L 075	22	6F	St	66.70	65.94	75	25	32	50	10	30	0.75		
24 L 075	24	6F	St	72.77	72.00	79	25	32	50	12	30	0.85		
26 L 075	26	6F	St	78.83	78.07	87	25	32	50	12	30	1.00		
28 L 075	28	6F	St	84.89	84.13	91	25	32	50	12	30	1.20		
30 L 075	30	6F	St	90.96	90.20	97	25	32	50	12	30	1.40		
32 L 075	32	6F	St	97.02	96.26	103	25	32	50	12	30	1.50		
36 L 075	36	6WF	GG	109.15	108.38	115	25	32	55	12	32	1.30		
40 L 075	40	6WF	GG	121.28	120.51	127	25	32	60	12	35	1.60		
44 L 075	44	6AF	GG	133.40	132.64	140	25	32	60	12	35	1.70		
48 L 075	48	6AF	GG	145.53	144.77	152	25	32	60	12	35	1.90		
60 L 075	60	6A	GG	181.91	181.15	—	26	35	60	15	35	1.80		
72 L 075	72	6A	GG	218.30	217.53	—	26	35	60	15	35	2.30		
84 L 075	84	6A	GG	254.68	253.92	—	26	35	60	15	35	2.50		

Type L – Pitch 9,525 mm for belt width 100

10 L 100	10	6F	St	30.32	29.59	36	31	38	22	6	13	0.81		
12 L 100	12	6F	St	36.38	35.62	42	31	38	28	8	17	0.29		
13 L 100	13	6F	St	39.41	38.65	44	31	38	30	8	19	0.30		
14 L 100	14	6F	St	42.45	41.68	48	31	38	33	8	20	0.38		
15 L 100	15	6F	St	45.48	44.72	51	31	38	36	8	23	0.40		
16 L 100	16	6F	St	48.51	47.75	54	31	38	38	8	23	0.51		
17 L 100	17	6F	St	51.54	50.78	57	31	38	40	10	24	0.54		
18 L 100	18	6F	St	54.57	53.81	60	31	38	40	10	24	0.62		
19 L 100	19	6F	St	57.61	56.84	60	31	38	40	10	24	0.69		
20 L 100	20	6F	St	60.64	59.88	66	31	38	46	10	28	0.76		
21 L 100	21	6F	St	63.67	62.91	71	31	38	46	10	28	0.82		
22 L 100	22	6F	St	66.70	65.94	75	31	38	50	10	30	0.92		
24 L 100	24	6F	St	72.77	72.00	79	31	38	50	12	30	1.10		
26 L 100	26	6F	St	78.83	78.07	87	31	38	50	12	30	1.30		
28 L 100	28	6F	St	84.89	84.13	91	31	38	50	12	30	1.40		
30 L 100	30	6F	St	90.96	90.20	97	31	38	50	12	30	1.70		
32 L 100	32	6F	St	97.02	96.26	103	31	38	50	12	30	1.80		
36 L 100	36	6CWF	GG	109.15	108.38	115	32	32	55	12	32	1.50		
40 L 100	40	6CWF	GG	121.28	120.51	127	32	32	60	12	35	1.80		
44 L 100	44	10AF	GG	133.40	132.64	140	32	32	60	12	35	1.90		
48 L 100	48	10AF	GG	145.53	144.77	152	32	32	60	12	35	2.10		
60 L 100	60	6A	GG	181.91	181.15	—	32	35	60	15	35	2.00		
72 L 100	72	6A	GG	218.30	217.53	—	32	35	60	15	35	2.50		
84 L 100	84	6A	GG	254.68	253.92	—	32	35	60	15	35	2.70		

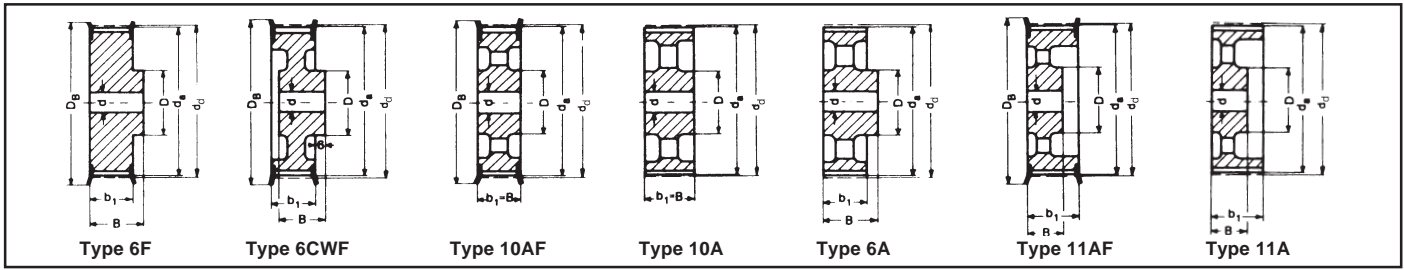


Type H – Pitch 12,7 mm for belt width 075

Part No.	No. of teeth	Type	Material	d _d (mm)	d _a (mm)	D _B (mm)	b ₁ (mm)	B (mm)	D (mm)	Pilot bore d (mm)	Finished bore d _{max} (mm)	Weight (= kg)	Euro each	£ each
14 H 075	14	6F	St	56.60	55.22	64.0	26.4	40	40	10	24	0.50		
16 H 075	16	6F	St	64.67	63.31	70.0	26.4	40	46	10	26	0.60		
18 H 075	18	6F	St	72.77	71.39	79.0	26.4	40	54	12	32	0.80		
19 H 075	19	6F	St	76.81	75.44	82.5	26.4	40	58	12	35	1.00		
20 H 075	20	6F	St	80.85	79.48	87.0	26.4	40	62	12	35	1.10		
21 H 075	21	6F	St	84.89	83.52	91.0	26.4	40	67	12	38	1.20		
22 H 075	22	6F	St	88.94	87.56	94.0	26.4	40	70	12	38	1.40		
24 H 075	24	6F	St	97.02	95.65	102.0	26.4	40	75	12	42	1.60		
26 H 075	26	6F	St	105.11	103.73	112.0	26.4	40	80	15	45	1.80		
28 H 075	28	6F	GG	113.19	111.82	120.0	26.4	40	80	15	45	2.00		
30 H 075	30	6F	GG	121.28	119.90	128.0	26.4	40	80	15	45	2.10		
32 H 075	32	6F	GG	129.36	127.99	135.0	27.0	40	70	15	45	2.20		
36 H 075	36	6F	GG	145.53	144.16	152.0	26.4	40	80	20	45	2.40		
40 H 075	40	6F	GG	161.70	160.33	168.0	26.4	40	80	20	45	2.80		
44 H 075	44	6AF	GG	177.87	176.50	184.0	26.4	40	80	20	45	2.70		
48 H 075	48	6AF	GG	194.04	192.67	200.0	26.4	40	90	20	50	3.00		

Type H – Pitch 12,7 mm for belt width 100

14 H 100	14	6F	St	56.60	55.22	63	31	41	40	10	24	0.65		
16 H 100	16	6F	St	64.68	63.31	71	31	41	46	10	28	0.85		
18 H 100	18	6F	St	72.77	71.39	79	31	41	54	12	32	1.10		
19 H 100	19	6F	St	76.81	75.44	83	31	41	58	12	34	1.20		
20 H 100	20	6F	St	80.85	79.48	87	31	41	62	12	35	1.40		
21 H 100	21	6F	St	84.89	83.52	91	31	41	67	12	38	1.60		
22 H 100	22	6F	St	88.94	87.56	93	31	41	70	12	41	1.70		
24 H 100	24	6F	St	97.02	95.65	103	31	41	75	12	45	2.00		
26 H 100	26	6CWF	GG	105.11	103.73	111	32	32	55	15	32	1.40		
28 H 100	28	6CWF	GG	113.19	111.82	119	32	32	60	15	35	1.60		
30 H 100	30	6CWF	GG	121.28	119.90	127	32	32	60	15	35	1.70		
32 H 100	32	6WF	GG	129.36	127.99	135	32	40	70	20	40	2.20		
36 H 100	36	6WF	GG	145.53	144.16	152	32	40	80	20	45	3.00		
40 H 100	40	6AF	GG	161.70	160.33	168	32	40	80	20	45	2.80		
44 H 100	44	6AF	GG	177.87	176.50	184	32	40	80	20	45	3.10		
48 H 100	48	6AF	GG	194.04	192.67	200	32	40	80	20	45	3.30		
60 H 100	60	6A	GG	242.55	241.18	—	34	45	80	20	45	5.50		
72 H 100	72	6A	GG	291.06	289.69	—	34	45	80	20	45	7.10		
84 H 100*	84	6A	GG	339.57	338.20	—	34	45	80	20	45	8.20		
96 H 100*	96	6A	GG	388.08	386.71	—	34	45	80	20	45	9.90		
120 H 100*	120	6A	GG	485.10	483.73	—	34	50	90	20	50	13.10		

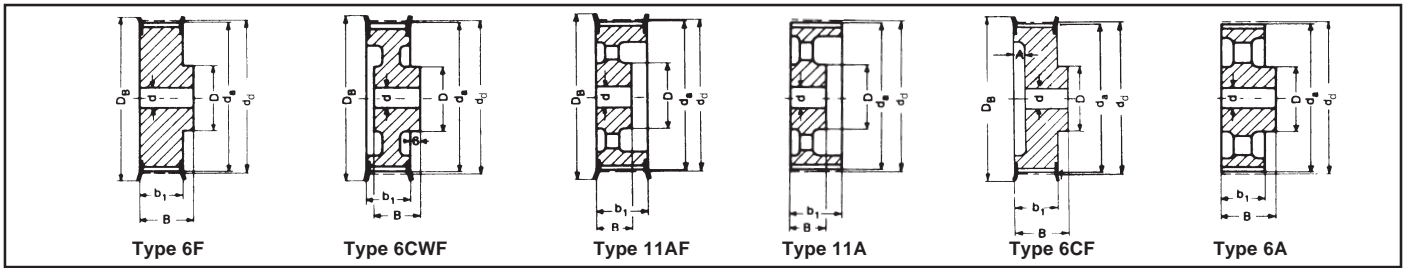


Type H – Pitch 12,7 mm for belt width 150

Part No.	No. of teeth	Type	Material	d _d (mm)	d _a (mm)	D _B (mm)	b ₁ (mm)	B (mm)	D (mm)	Pilot bore d (mm)	Finished bore d _{max} (mm)	Weight (= kg)	Euro each	£ each
14 H 150	14	6F	St	56.60	55.22	63	44	54	40	12	24	0.82		
16 H 150	16	6F	St	64.68	63.31	71	44	54	46	12	28	1.10		
18 H 150	18	6F	St	72.77	71.39	79	44	54	54	12	32	1.50		
19 H 150	19	6F	St	76.81	75.44	83	44	54	58	12	34	1.70		
20 H 150	20	6F	St	80.85	79.48	87	44	54	62	12	35	1.80		
21 H 150	21	6F	St	84.89	83.52	91	44	54	67	12	38	2.20		
22 H 150	22	6F	St	88.94	87.56	93	44	54	70	12	41	2.30		
24 H 150	24	6F	St	97.02	95.65	103	44	54	75	12	45	2.60		
26 H 150	26	6CWF	GG	105.11	103.73	111	45	35	55	15	32	1.70		
28 H 150	28	6CWF	GG	113.19	111.82	119	45	35	60	15	35	1.90		
30 H 150	30	6CWF	GG	121.28	119.90	127	45	35	60	15	35	2.10		
32 H 150	32	6CWF	GG	129.36	127.99	135	45	45	70	20	40	2.60		
36 H 150	36	6CWF	GG	145.53	144.16	152	45	45	80	20	45	3.20		
40 H 150	40	10AF	GG	161.70	160.33	168	45	45	80	20	45	3.80		
44 H 150	44	10AF	GG	177.87	176.50	184	45	45	80	20	45	3.70		
48 H 150	48	10AF	GG	194.04	192.67	200	45	45	80	20	45	4.00		
60 H 150	60	10A	GG	242.55	241.18	—	46	46	85	20	48	5.10		
72 H 150	72	10A	GG	291.06	289.69	—	46	46	85	20	48	7.90		
84 H 150*	84	10A	GG	339.57	338.20	—	46	46	85	20	48	8.90		
96 H 150*	96	10A	GG	388.08	386.71	—	46	46	85	20	48	10.10		
120 H 150*	120	6A	GG	485.10	483.73	—	46	55	95	24	55	17.20		

Type H – Pitch 12,7 mm for belt width 200

14 H 200	14	6F	St	56.60	55.22	63	58	68	40	12	24	1.1		
16 H 200	16	6F	St	64.68	63.31	71	58	68	46	15	28	1.4		
18 H 200	18	6F	St	72.77	71.39	79	58	68	54	15	32	1.8		
19 H 200	19	6F	St	76.81	75.44	83	58	68	58	15	34	2.1		
20 H 200	20	6F	St	80.85	79.48	87	58	68	62	15	35	2.3		
21 H 200	21	6F	St	84.89	83.52	91	58	68	67	15	38	2.6		
22 H 200	22	6F	St	88.94	87.56	93	58	68	70	15	41	2.8		
24 H 200	24	6F	St	97.02	95.65	103	58	68	75	15	45	3.4		
26 H 200	26	6CWF	GG	105.11	103.73	111	58	42	60	15	35	2.3		
28 H 200	28	6CWF	GG	113.19	111.82	119	58	42	60	15	35	2.5		
30 H 200	30	6CWF	GG	121.28	119.90	127	58	42	70	15	40	2.9		
32 H 200	32	6CWF	GG	129.36	127.99	135	58	47	70	20	40	3.2		
36 H 200	36	6CWF	GG	145.53	144.16	152	58	47	80	20	45	3.8		
40 H 200	40	11AF	GG	161.70	160.33	168	58	45	80	20	45	4.1		
44 H 200	44	11AF	GG	177.87	176.50	184	58	45	80	20	45	4.4		
48 H 200	48	11AF	GG	194.04	192.67	200	58	45	85	20	48	5.1		
60 H 200	60	11A	GG	242.55	241.18	—	60	50	90	20	50	7.1		
72 H 200	72	11A	GG	291.06	289.69	—	60	50	90	20	50	8.0		
84 H 200*	84	11A	GG	339.57	338.20	—	60	50	90	20	50	12.0		
96 H 200*	96	11A	GG	388.08	386.71	—	60	50	90	20	50	13.6		
120 H 200*	120	10A	GG	485.10	483.73	—	60	60	100	24	57	16.6		

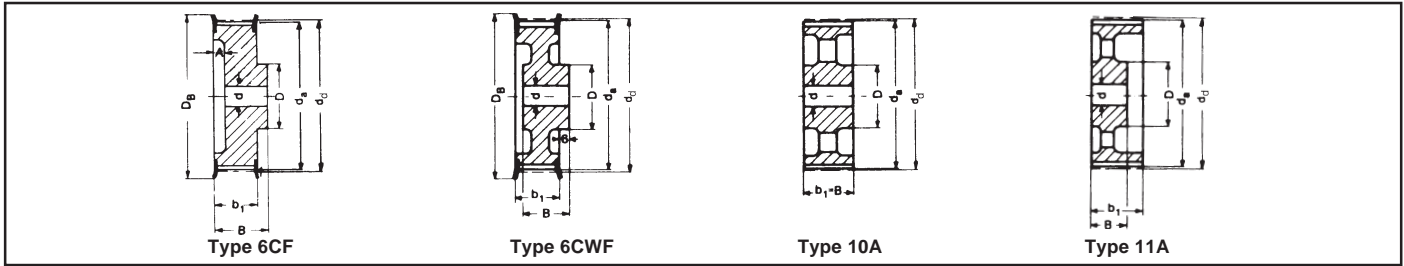


Type H – Pitch 12,7 mm for belt width 300

Part No.	No. of teeth	Type	Material	d _d (mm)	d _a (mm)	D _B (mm)	b ₁ (mm)	B (mm)	D (mm)	A (mm)	Pilot bore d (mm)	Finished bore d _{max} (mm)	Weight (= kg)	Euro each	£ each
16 H 300	16	6F	St	64.68	63.31	71	84	94	46	—	15	28	2.0		
18 H 300	18	6F	St	72.77	71.39	79	84	94	54	—	15	32	2.6		
19 H 300	19	6F	St	76.81	75.44	83	84	94	58	—	15	34	2.9		
20 H 300	20	6F	St	80.85	79.48	87	84	94	62	—	15	35	3.2		
21 H 300	21	6F	St	84.89	83.52	91	84	94	67	—	15	38	3.6		
22 H 300	22	6F	St	88.94	87.56	93	84	94	70	—	15	41	4.0		
24 H 300	24	6F	St	97.02	95.65	103	84	94	75	—	15	45	4.7		
26 H 300	26	6CWF	GG	105.11	103.73	111	84	57	60	—	15	35	3.3		
28 H 300	28	6CWF	GG	113.19	111.82	119	84	57	60	—	15	35	3.6		
30 H 300	30	6CWF	GG	121.28	119.90	127	84	57	70	—	15	40	4.2		
32 H 300	32	6CWF	GG	129.36	127.99	135	84	57	70	—	20	40	4.3		
36 H 300	36	6CWF	GG	145.53	144.16	152	84	57	80	—	20	45	5.2		
40 H 300	40	11AF	GG	161.70	160.33	168	84	55	80	—	20	45	5.6		
44 H 300	44	11AF	GG	177.87	176.50	184	84	55	80	—	20	45	5.9		
48 H 300	48	11AF	GG	194.04	192.67	200	84	55	85	—	20	48	6.6		
60 H 300	60	11A	GG	242.55	241.18	—	86	55	100	—	20	57	9.9		
72 H 300	72	11A	GG	291.06	289.69	—	86	55	100	—	20	57	13.0		
84 H 300*	84	11A	GG	339.57	338.20	—	86	55	100	—	20	57	15.1		
96 H 300*	96	11A	GG	388.08	386.71	—	86	55	100	—	20	57	18.2		
120 H 300*	120	11A	GG	485.10	483.73	—	86	65	110	—	24	62	26.0		

Type XH – Pitch 22,225 mm for belt width 200

18 XH 200*	18	6CF	GG	127.34	124.55	142	64.4	60	85	18	20	50	5.0		
20 XH 200*	20	6CF	GG	141.49	138.69	155	64.4	60	95	18	20	55	6.0		
22 XH 200*	22	6CF	GG	155.64	152.84	170	64.4	60	110	18	20	65	7.2		
24 XH 200*	24	6CF	GG	169.79	166.69	184	64.4	60	125	18	25	70	8.6		
26 XH 200*	26	6CF	GG	183.94	181.14	198	64.4	60	140	18	25	80	10.1		
28 XH 200*	28	6CWF	GG	198.08	195.29	212	64.4	60	120	18	25	70	9.6		
30 XH 200*	30	6CWF	GG	212.23	209.44	227	64.4	60	120	18	25	70	10.4		
32 XH 200*	32	6CWF	GG	226.38	223.59	240	64.4	60	130	18	25	75	11.2		
40 XH 200*	40	6CWF	GG	282.98	280.18	297	64.4	60	140	18	25	80	16.0		
48 XH 200*	48	6A	GG	339.57	336.78	—	65.0	80	150	—	30	85	18.4		
60 XH 200*	60	6A	GG	424.47	421.67	—	65.0	80	150	—	30	85	24.3		
72 XH 200*	72	6A	GG	509.36	506.57	—	65.0	80	150	—	40	85	28.1		
84 XH 200*	84	6A	GG	594.25	591.46	—	65.0	80	160	—	40	90	31.9		
96 XH 200*	96	6A	GG	679.15	676.35	—	65.0	80	160	—	40	90	37.0		

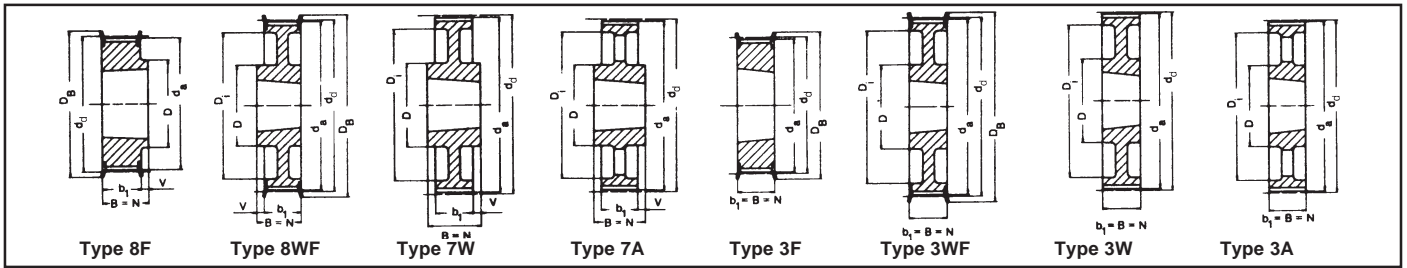


Type XH – Pitch 22,225 mm for belt width 300

Part No.	No. of teeth	Type	Material	d _d (mm)	d _a (mm)	D _B (mm)	b ₁ (mm)	B (mm)	D (mm)	A (mm)	Pilot bore d (mm)	Finished bore d _{max} (mm)	Weight (= kg)	Euro each	£ each
18 XH 300*	18	6CF	GG	127.34	124.55	142	91.4	70	85	35	20	50	6.8		
20 XH 300*	20	6CF	GG	141.49	138.69	155	91.4	70	95	35	20	55	7.4		
22 XH 300*	22	6CF	GG	155.64	152.84	170	91.4	70	110	35	20	65	9.0		
24 XH 300*	24	6CF	GG	169.79	166.69	184	91.4	70	125	35	25	70	10.6		
26 XH 300*	26	6CF	GG	183.94	181.14	198	91.4	70	140	35	25	80	13.0		
28 XH 300*	28	6CWF	GG	198.08	195.29	212	91.4	70	120	35	25	70	12.0		
30 XH 300*	30	6CWF	GG	212.23	209.44	227	91.4	70	120	35	25	70	13.0		
32 XH 300*	32	6CWF	GG	226.38	223.59	240	91.4	70	130	35	25	75	14.7		
40 XH 300*	40	6CWF	GG	282.98	280.18	297	91.4	70	140	35	25	80	19.9		
48 XH 300*	48	10A	GG	339.57	336.78	—	92.0	92	150	—	30	85	22.5		
60 XH 300*	60	10A	GG	424.47	421.67	—	92.0	92	150	—	30	85	31.5		
72 XH 300*	72	10A	GG	509.36	506.57	—	92.0	92	150	—	40	85	36.4		
84 XH 300*	84	10A	GG	594.25	591.46	—	92.0	92	160	—	40	90	43.4		
96 XH 300*	96	10A	GG	679.15	676.35	—	92.0	92	160	—	40	90	48.5		

Type XH – Pitch 22,225 mm for belt width 400

18 XH 400*	18	6CF	GG	127.34	124.55	142	118.4	85	85	47	20	50	8.5		
20 XH 400*	20	6CF	GG	141.49	138.69	155	118.4	85	95	47	20	55	9.4		
22 XH 400*	22	6CF	GG	155.64	152.84	170	118.4	85	110	47	20	65	11.5		
24 XH 400*	24	6CF	GG	169.79	166.69	184	118.4	85	125	47	25	70	13.4		
26 XH 400*	26	6CF	GG	183.94	181.14	198	118.4	85	140	47	25	80	15.6		
28 XH 400*	28	6CWF	GG	198.08	195.29	212	118.4	85	120	47	25	70	14.5		
30 XH 400*	30	6CWF	GG	212.23	209.44	227	118.4	85	120	47	25	70	16.0		
32 XH 400*	32	6CWF	GG	226.38	223.59	240	118.4	85	130	47	25	75	18.0		
40 XH 400*	40	6CWF	GG	282.98	280.18	297	118.4	85	140	47	25	80	24.0		
48 XH 400*	48	11A	GG	339.57	336.78	—	119.0	92	150	—	30	85	30.8		
60 XH 400*	60	11A	GG	424.47	421.67	—	119.0	92	150	—	30	85	36.2		
72 XH 400*	72	11A	GG	509.36	506.57	—	119.0	92	150	—	40	85	42.7		
84 XH 400*	84	11A	GG	594.25	591.46	—	119.0	92	160	—	40	90	49.7		
96 XH 400*	96	11A	GG	679.15	676.35	—	119.0	92	160	—	40	90	59.9		



Type L – Pitch 9,525 mm for belt width 050

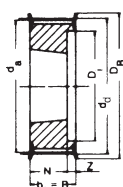
Part No.	No. of teeth	Type	Material	d _d (mm)	d _a (mm)	D _B (mm)	b ₁ (mm)	B (mm)	N (mm)	V (mm)	Z (mm)	D (mm)	D ₁ (mm)	Taper bush	Weight without bush (= kg)	Euro/each without bush	£/each without bush
TB 18 L 050	18	8F	St	54.57	53.81	60	19.0	22.0	22.0	3.0	—	44	—	1108	0.2		
TB 19 L 050	19	8F	St	57.61	56.84	60	19.0	22.0	22.0	3.0	—	44	—	1108	0.2		
TB 20 L 050	20	8F	St	60.64	59.88	66	19.0	22.0	22.0	3.0	—	48	—	1108	0.2		
TB 21 L 050	21	8F	St	63.67	62.91	71	19.0	22.0	22.0	3.0	—	48	—	1108	0.3		
TB 22 L 050	22	8F	St	66.70	65.94	75	19.0	22.0	22.0	3.0	—	51	—	1108	0.3		
TB 23 L 050	23	8F	GG	69.73	68.97	79	19.0	22.0	22.0	3.0	—	54	—	1108	0.4		
TB 24 L 050	24	8F	GG	72.77	72.00	79	19.0	22.0	22.0	3.0	—	54	—	1108	0.4		
TB 25 L 050	25	8F	GG	75.80	75.04	83	19.0	22.0	22.0	3.0	—	56	—	1108	0.5		
TB 26 L 050	26	8F	GG	78.83	78.07	87	19.0	22.0	22.0	3.0	—	60	—	1108	0.5		
TB 27 L 050	27	8F	GG	81.86	81.10	87	19.0	22.0	22.0	3.0	—	65	—	1108	0.6		
TB 28 L 050	28	8F	GG	84.89	84.13	91	19.0	22.0	22.0	3.0	—	65	—	1108	0.6		
TB 30 L 050	30	8F	GG	90.96	90.20	97	19.0	22.0	22.0	3.0	—	70	—	1108	0.8		
TB 32 L 050	32	8F	GG	97.02	96.26	103	19.0	22.0	22.0	3.0	—	74	—	1108	0.9		
TB 36 L 050	36	8F	GG	109.15	108.39	115	19.0	22.0	22.0	3.0	—	87	—	1108	1.2		
TB 40 L 050	40	8F	GG	121.28	120.51	127	19.0	25.0	25.0	6.0	—	97	—	1610	1.5		
TB 48 L 050	48	8WF	GG	145.53	144.77	152	19.0	25.0	25.0	6.0	—	88	124	1610	2.3		
TB 60 L 050	60	7W	GG	181.91	181.15	—	19.0	25.0	25.0	3.0	—	92	166	1610	2.0		
TB 72 L 050	72	7A	GG	218.30	217.53	—	19.0	25.0	25.0	3.0	—	92	202	1610	3.0		
TB 84 L 050	84	7A	GG	254.68	253.90	—	19.0	25.0	25.0	3.0	—	92	236	1610	4.0		
TB 96 L 050	96	7A	GG	291.06	290.30	—	19.0	32.0	32.0	6.5	—	106	270	2012	5.5		
TB 120 L 050	120	7A	GG	363.83	363.07	—	19.0	32.0	32.0	6.5	—	106	343	2012	6.8		

Type L – Pitch 9,525 mm for belt width 075

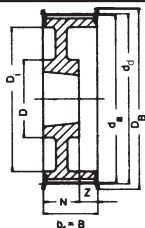
TB 18 L 075	18	3F	St	54.57	53.81	60	25.0	25.0	25.0	—	—	—	—	1108	0.2		
TB 19 L 075	19	3F	St	57.61	56.84	60	25.0	25.0	25.0	—	—	—	—	1108	0.3		
TB 20 L 075	20	3F	St	60.64	59.88	66	25.0	25.0	25.0	—	—	—	—	1108	0.3		
TB 21 L 075	21	3F	St	63.67	62.91	71	25.0	25.0	25.0	—	—	—	—	1108	0.4		
TB 22 L 075	22	3F	St	66.70	65.94	75	25.0	25.0	25.0	—	—	—	—	1108	0.4		
TB 23 L 075	23	3F	GG	69.73	68.97	79	25.0	25.0	25.0	—	—	—	—	1108	0.4		
TB 24 L 075	24	3F	GG	72.77	72.00	79	25.0	25.0	25.0	—	—	—	—	1108	0.5		
TB 25 L 075	25	3F	GG	75.80	75.04	83	25.0	25.0	25.0	—	—	—	—	1108	0.6		
TB 26 L 075	26	3F	GG	78.83	78.07	87	25.0	25.0	25.0	—	—	—	—	1108	0.6		
TB 27 L 075	27	3F	GG	81.86	81.10	87	25.0	25.0	25.0	—	—	—	—	1108	0.7		
TB 28 L 075	28	3F	GG	84.89	84.13	91	25.0	25.0	25.0	—	—	—	—	1108	0.7		
TB 30 L 075	30	3F	GG	90.96	90.20	97	25.0	25.0	25.0	—	—	—	—	1108	0.9		
TB 32 L 075	32	3F	GG	97.02	96.26	103	25.0	25.0	25.0	—	—	—	—	1108	1.0		
TB 36 L 075	36	3F	GG	109.15	108.39	115	25.0	25.0	25.0	—	—	—	—	1610	1.2		
TB 40 L 075	40	3F	GG	121.28	120.51	127	25.0	25.0	25.0	—	—	—	—	1610	1.7		
TB 48 L 075	48	3WF	GG	145.53	144.77	152	25.0	25.0	25.0	—	—	92	124	1610	2.5		
TB 60 L 075	60	3W	GG	181.91	181.15	—	25.0	25.0	25.0	—	—	92	166	1610	3.0		
TB 72 L 075	72	3A	GG	218.30	217.53	—	25.0	25.0	25.0	—	—	92	202	1610	4.0		
TB 84 L 075	84	7A	GG	254.68	253.90	—	25.0	32.0	32.0	3.5	—	106	236	2012	5.2		
TB 96 L 075	96	7A	GG	291.06	290.30	—	25.0	32.0	32.0	3.5	—	106	270	2012	6.5		
TB 120 L 075	120	7A	GG	363.83	363.07	—	25.0	32.0	32.0	3.5	—	106	343	2012	7.6		

Taper bush	1108	1610	2012
Bore d ₂ (mm) from ... to ...	10-28	14-42	14-50
Euro/each			
£/each			

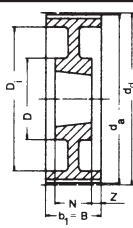
St = Steel
GG = Cast iron
We reserve the right to make technical changes
Bore diameters d₂ see page 3



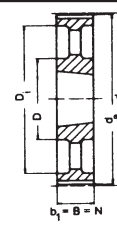
Type 5F



Type 5WF



Type 9W



Type 3A

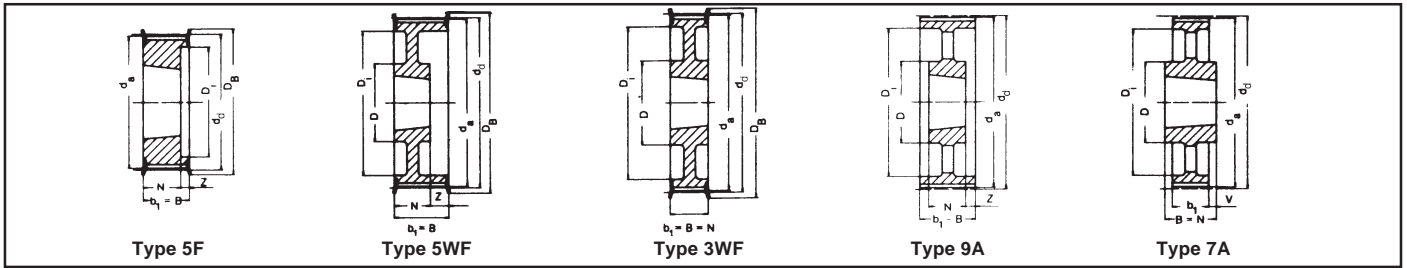
Type L – Pitch 9,525 mm for belt width 100

Part No.	No. of teeth	Type	Material	d _d (mm)	d _a (mm)	D _B (mm)	b ₁ (mm)	B (mm)	N (mm)	V (mm)	Z (mm)	D (mm)	D _i (mm)	Taper bush	Weight without bush (≈ kg)	Euro/each without bush	£/each without bush
TB 18 L 100	18	5F	St	54.57	53.81	60	31.0	31.0	22.0	—	9.0	—	38	1108	0.2		
TB 19 L 100	19	5F	St	57.61	56.84	60	31.0	31.0	22.0	—	9.0	—	38	1108	0.3		
TB 20 L 100	20	5F	St	60.64	59.88	66	31.0	31.0	22.0	—	9.0	—	45	1108	0.4		
TB 21 L 100	21	5F	St	63.67	62.91	71	31.0	31.0	22.0	—	9.0	—	47	1108	0.4		
TB 22 L 100	22	5F	St	66.70	65.94	75	31.0	31.0	22.0	—	9.0	—	51	1108	0.4		
TB 23 L 100	23	5F	GG	69.73	68.97	79	32.0	32.0	22.0	—	10.0	—	54	1108	0.5		
TB 24 L 100	24	5F	GG	72.77	72.00	79	32.0	32.0	22.0	—	10.0	—	54	1108	0.6		
TB 25 L 100	25	5F	GG	75.80	75.04	83	32.0	32.0	22.0	—	10.0	—	56	1108	0.6		
TB 26 L 100	26	5F	GG	78.83	78.07	87	32.0	32.0	22.0	—	10.0	—	60	1108	0.7		
TB 27 L 100	27	5F	GG	81.86	81.10	87	32.0	32.0	22.0	—	10.0	—	62	1108	0.8		
TB 28 L 100	28	5F	GG	84.89	84.13	91	32.0	32.0	22.0	—	10.0	—	65	1108	0.8		
TB 30 L 100	30	5F	GG	90.96	90.20	97	32.0	32.0	25.0	—	7.0	—	71	1210	0.9		
TB 32 L 100	32	5F	GG	97.02	96.26	103	32.0	32.0	25.0	—	7.0	—	75	1210	1.0		
TB 36 L 100	36	5F	GG	109.15	108.39	115	32.0	32.0	25.0	—	7.0	—	89	1610	1.4		
TB 40 L 100	40	5F	GG	121.28	120.51	127	32.0	32.0	25.0	—	7.0	—	101	1610	1.7		
TB 48 L 100	48	5WF	GG	145.53	144.77	152	32.0	32.0	25.0	—	7.0	92	124	1610	2.7		
TB 60 L 100	60	9W	GG	181.91	181.15	—	32.0	32.0	25.0	—	3.5	92	166	1610	2.4		
TB 72 L 100	72	3A	GG	218.30	217.53	—	32.0	32.0	32.0	—	—	106	202	2012	4.4		
TB 84 L 100	84	3A	GG	254.68	253.90	—	32.0	32.0	32.0	—	—	106	236	2012	6.0		
TB 96 L 100	96	3A	GG	291.06	290.30	—	32.0	32.0	32.0	—	—	106	270	2012	7.1		
TB 120 L 100	120	3A	GG	363.83	363.07	—	32.0	32.0	32.0	—	—	106	343	2012	8.5		

Taper bush	1108	1210	1610	2012
Bore d ₂ (mm) from ... to ...	10-28	11-32	14-42	14-50
Euro/each				
£/each				

St = Steel
GG = Cast iron
We reserve the right to make technical changes

Bore diameters d₂ see page 3



Type H – Pitch 12,7 mm for belt width 100

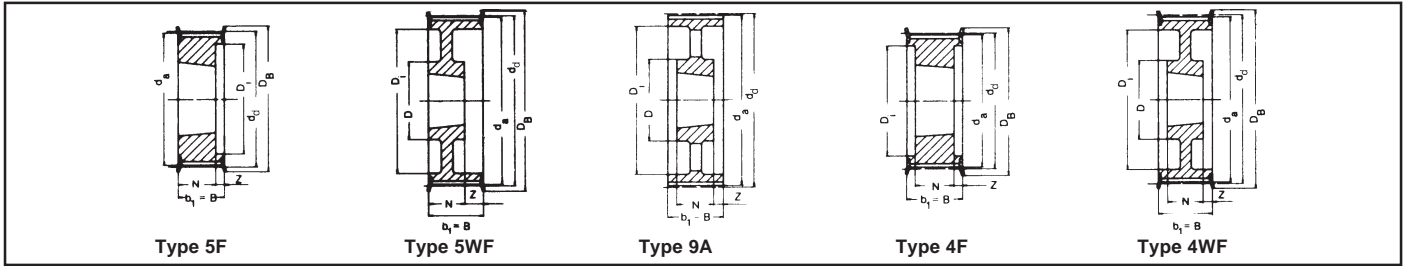
Part No.	No. of teeth	Type	Material	d _d (mm)	d _a (mm)	D _B (mm)	b ₁ (mm)	B (mm)	N (mm)	V (mm)	Z (mm)	D (mm)	D ₁ (mm)	Taper bush	Weight without bush (= kg)	Euro/each without bush	£/each without bush
TB 16 H 100	16	5F	St	64.68	63.31	71	31.0	31.0	22.0	—	9.0	—	45	1108	0.4		
TB 18 H 100	18	5F	St	72.77	71.39	79	31.0	31.0	25.0	—	6.0	—	52	1210	0.5		
TB 19 H 100	19	5F	St	76.81	75.44	83	31.0	31.0	25.0	—	6.0	—	56	1210	0.6		
TB 20 H 100	20	5F	St	80.55	79.48	87	31.0	31.0	25.0	—	6.0	—	60	1210	0.7		
TB 21 H 100	21	5F	GG	84.89	83.52	91	32.0	32.0	25.0	—	7.0	—	63	1210	0.8		
TB 22 H 100	22	5F	GG	88.94	87.56	93	32.0	32.0	25.0	—	7.0	—	67	1210	0.9		
TB 23 H 100	23	5F	GG	92.98	91.61	97	32.0	32.0	25.0	—	7.0	—	71	1610	0.9		
TB 24 H 100	24	5F	GG	97.02	95.65	103	32.0	32.0	25.0	—	7.0	—	75	1610	1.0		
TB 25 H 100	25	5F	GG	101.06	99.69	106	32.0	32.0	25.0	—	7.0	—	79	1610	1.0		
TB 26 H 100	26	5F	GG	105.11	103.73	111	32.0	32.0	25.0	—	7.0	—	83	1610	1.2		
TB 27 H 100	27	5F	GG	109.15	107.78	115	32.0	32.0	25.0	—	7.0	—	87	1610	1.3		
TB 28 H 100	28	5F	GG	113.19	111.82	119	32.0	32.0	25.0	—	7.0	—	91	1610	1.5		
TB 30 H 100	30	5F	GG	121.28	119.90	127	32.0	32.0	25.0	—	7.0	—	99	1610	1.7		
TB 32 H 100	32	5WF	GG	129.36	127.99	135	32.0	32.0	25.0	—	7.0	92	108	1610	2.0		
TB 36 H 100	36	5WF	GG	145.53	144.16	152	32.0	32.0	25.0	—	7.0	92	124	1610	2.7		
TB 40 H 100	40	5WF	GG	161.70	160.33	168	32.0	32.0	25.0	—	7.0	92	140	1610	3.6		
TB 44 H 100	44	3WF	GG	177.87	176.50	184	32.0	32.0	32.0	—	—	106	153	2012	3.8		
TB 48 H 100	48	3WF	GG	194.04	192.67	200	32.0	32.0	32.0	—	—	106	169	2012	3.2		
TB 60 H 100	60	9A	GG	242.55	241.18	—	34.0	34.0	32.0	—	1.0	106	223	2012	4.8		
TB 72 H 100	72	9A	GG	291.06	289.69	—	34.0	34.0	32.0	—	1.0	106	270	2012	5.7		
TB 84 H 100*	84	9A	GG	339.57	338.20	—	34.0	34.0	32.0	—	1.0	106	318	2012	6.8		
TB 96 H 100*	96	7A	GG	388.08	386.71	—	34.0	45.0	45.0	5.5	—	119	366	2517	8.2		
TB 120 H 100*	120	7A	GG	485.10	483.73	—	34.0	45.0	45.0	5.5	—	119	462	2517	12.1		

Type H – Pitch 12,7 mm for belt width 150

TB 18 H 150	18	5F	St	72.77	71.39	79	45.0	45.0	25.0	—	20.0	—	53	1210	0.6		
TB 19 H 150	19	5F	St	76.81	75.44	83	45.0	45.0	25.0	—	20.0	—	56	1210	0.7		
TB 20 H 150	20	5F	St	80.55	79.48	87	45.0	45.0	25.0	—	20.0	—	60	1210	0.8		
TB 21 H 150	21	5F	GG	84.89	83.52	91	45.0	45.0	25.0	—	20.0	—	64	1210	1.0		
TB 22 H 150	22	5F	GG	88.94	87.56	93	45.0	45.0	25.0	—	20.0	—	68	1210	1.2		
TB 23 H 150	23	5F	GG	92.98	91.61	97	45.0	45.0	25.0	—	20.0	—	71	1610	1.3		
TB 24 H 150	24	5F	GG	97.02	95.65	103	45.0	45.0	25.0	—	20.0	—	74	1610	1.2		
TB 25 H 150	25	5F	GG	101.06	99.69	106	45.0	45.0	25.0	—	20.0	—	78	1610	1.2		
TB 26 H 150	26	5F	GG	105.11	103.73	111	45.0	45.0	25.0	—	20.0	—	82	1610	1.4		
TB 27 H 150	27	5F	GG	109.15	107.78	115	45.0	45.0	25.0	—	20.0	—	87	1610	1.6		
TB 28 H 150	28	5F	GG	113.19	111.82	119	45.0	45.0	25.0	—	20.0	—	91	1610	1.8		
TB 30 H 150	30	5F	GG	121.28	119.90	127	45.0	45.0	25.0	—	20.0	—	99	1610	2.0		
TB 32 H 150	32	5WF	GG	129.36	127.99	135	45.0	45.0	25.0	—	20.0	92	108	1610	2.3		
TB 36 H 150	36	5WF	GG	145.53	144.16	152	45.0	45.0	25.0	—	20.0	92	124	1610	3.1		
TB 40 H 150	40	5WF	GG	161.70	160.33	168	45.0	45.0	25.0	—	20.0	92	140	1610	4.0		
TB 44 H 150	44	5WF	GG	177.87	176.50	184	45.0	45.0	32.0	—	13.0	106	153	2012	4.4		
TB 48 H 150	48	5WF	GG	194.04	192.67	200	45.0	45.0	32.0	—	13.0	106	169	2012	4.8		
TB 60 H 150	60	9A	GG	242.55	241.18	—	46.0	46.0	32.0	—	7.0	106	223	2012	5.4		
TB 72 H 150	72	9A	GG	291.06	289.69	—	46.0	46.0	32.0	—	7.0	106	270	2012	6.5		
TB 84 H 150*	84	9A	GG	339.57	338.20	—	46.0	46.0	32.0	—	7.0	106	320	2012	8.4		
TB 96 H 150*	96	9A	GG	388.08	386.71	—	46.0	46.0	45.0	—	0.5	119	366	2517	11.0		
TB 120 H 150*	120	9A	GG	485.10	483.73	—	46.0	46.0	45.0	—	0.5	119	462	2517	14.8		

Taper bush	1108	1210	1610	2012	2517
Bore d ₂ (mm) from ... to ...	10-28	11-32	14-42	14-50	16-60
Euro/each					
£/each					

St = Steel
GG = Cast iron
We reserve the right to make technical changes
* Non stock items
Bore diameters d₂ see page 3



Type H – Pitch 12,7 mm for belt width 200

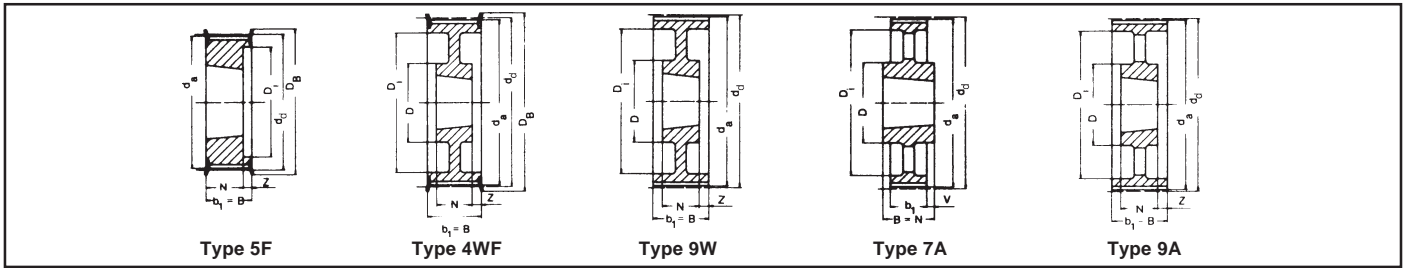
Part No.	No. of teeth	Type	Material	d _d (mm)	d _a (mm)	D _B (mm)	b ₁ (mm)	B (mm)	N (mm)	V (mm)	Z (mm)	D (mm)	D _i (mm)	Taper bush	Weight without bush (≈ kg)	Euro/each without bush	£/each without bush
TB 18 H 200	18	5F	St	72.77	71.39	79	58.0	58.0	25.0	—	33.0	—	52	1210	0.8		
TB 19 H 200	19	5F	St	76.81	75.44	83	58.0	58.0	25.0	—	33.0	—	56	1610	0.9		
TB 20 H 200	20	5F	St	80.55	79.48	87	58.0	58.0	25.0	—	33.0	—	60	1610	1.0		
TB 21 H 200	21	5F	GG	84.89	83.52	91	58.0	58.0	25.0	—	33.0	—	64	1610	1.7		
TB 22 H 200	22	5F	GG	88.94	87.56	93	58.0	58.0	25.0	—	33.0	—	68	1610	1.5		
TB 23 H 200	23	5F	GG	92.98	91.61	97	58.0	58.0	25.0	—	33.0	—	71	1610	1.8		
TB 24 H 200	24	5F	GG	97.02	95.65	103	58.0	58.0	25.0	—	33.0	—	74	1610	1.5		
TB 25 H 200	25	5F	GG	101.06	99.69	106	58.0	58.0	25.0	—	33.0	—	78	1610	1.5		
TB 26 H 200	26	5F	GG	105.11	103.73	111	58.0	58.0	25.0	—	33.0	—	82	1610	1.8		
TB 27 H 200	27	5F	GG	109.15	107.78	115	58.0	58.0	25.0	—	33.0	—	87	1610	1.9		
TB 28 H 200	28	5F	GG	113.19	111.82	119	58.0	58.0	25.0	—	33.0	—	91	1610	1.9		
TB 30 H 200	30	5F	GG	121.28	119.90	127	58.0	58.0	25.0	—	33.0	—	99	1610	2.3		
TB 32 H 200	32	5F	GG	129.36	127.99	135	58.0	58.0	32.0	—	26.0	—	107	2012	3.0		
TB 36 H 200	36	5WF	GG	145.53	144.16	152	58.0	58.0	32.0	—	26.0	102	124	2012	3.0		
TB 40 H 200	40	5WF	GG	161.70	160.33	168	58.0	58.0	32.0	—	26.0	106	140	2012	3.6		
TB 44 H 200	44	5WF	GG	177.87	176.50	184	58.0	58.0	32.0	—	26.0	106	153	2012	4.5		
TB 48 H 200	48	5WF	GG	194.04	192.67	200	58.0	58.0	45.0	—	13.0	119	169	2517	4.6		
TB 60 H 200	60	9A	GG	242.55	241.18	—	60.0	60.0	45.0	—	7.5	119	223	2517	7.0		
TB 72 H 200	72	9A	GG	291.06	289.69	—	60.0	60.0	45.0	—	7.5	119	270	2517	8.0		
TB 84 H 200*	84	9A	GG	339.57	338.20	—	60.0	60.0	45.0	—	7.5	119	320	2517	9.0		
TB 96 H 200*	96	9A	GG	388.08	386.71	—	60.0	60.0	45.0	—	7.5	119	366	2517	11.5		
TB 120 H 200*	120	9A	GG	485.10	483.73	—	60.0	60.0	45.0	—	7.5	119	462	2517	15.4		

Type H – Pitch 12,7 mm for belt width 300

TB 20 H 300	20	4F	St	80.55	79.48	87	84.0	84.0	38.0	—	23.0	—	65	1615	1.5		
TB 21 H 300	21	4F	GG	84.89	83.52	91	84.0	84.0	38.0	—	23.0	—	66	1615	1.2		
TB 22 H 300	22	4F	GG	88.94	87.56	93	84.0	84.0	38.0	—	23.0	—	67	1615	1.6		
TB 23 H 300	23	4F	GG	92.98	91.61	97	84.0	84.0	38.0	—	23.0	—	71	1615	1.8		
TB 24 H 300	24	4F	GG	97.02	95.65	103	84.0	84.0	38.0	—	23.0	—	75	1615	2.1		
TB 25 H 300	25	4F	GG	101.06	99.69	106	84.0	84.0	38.0	—	23.0	—	79	1615	2.0		
TB 26 H 300	26	4F	GG	105.11	103.73	111	84.0	84.0	38.0	—	23.0	—	83	1615	2.7		
TB 27 H 300	27	4F	GG	109.15	107.78	115	84.0	84.0	32.0	—	26.0	—	87	2012	3.0		
TB 28 H 300	28	4F	GG	113.19	111.82	119	84.0	84.0	32.0	—	26.0	—	91	2012	2.4		
TB 30 H 300	30	4F	GG	121.28	119.90	127	84.0	84.0	32.0	—	26.0	—	99	2012	2.9		
TB 32 H 300	32	4F	GG	129.36	127.99	135	84.0	84.0	45.0	—	19.5	—	107	2517	3.3		
TB 36 H 300	36	4F	GG	145.53	144.16	152	84.0	84.0	45.0	—	19.5	—	124	2517	4.5		
TB 40 H 300	40	4F	GG	161.70	160.33	168	84.0	84.0	45.0	—	19.5	—	137	2517	6.0		
TB 44 H 300	44	4WF	GG	177.87	176.50	184	86.0	86.0	45.0	—	20.5	119	153	2517	6.6		
TB 48 H 300	48	4WF	GG	194.04	192.67	200	86.0	86.0	45.0	—	20.5	119	169	2517	7.6		
TB 60 H 300	60	9A	GG	242.55	241.18	—	86.0	86.0	45.0	—	20.5	119	223	2517	8.4		
TB 72 H 300	72	9A	GG	291.06	289.69	—	86.0	86.0	45.0	—	20.5	119	270	2517	10.4		
TB 84 H 300*	84	9A	GG	339.57	338.20	—	86.0	86.0	45.0	—	20.5	119	320	2517	12.5		
TB 96 H 300*	96	9A	GG	388.08	386.71	—	86.0	86.0	76.0	—	5.0	150	362	3030	14.2		
TB 120 H 300*	120	9A	GG	485.10	483.73	—	86.0	86.0	76.0	—	5.0	150	460	3030	18.8		

Taper bush	1210	1610	1615	2012	2517	3030
Bore d ₂ (mm) from ... to ...	11-32	14-42	14-42	14-50	16-60	35-75
Euro/each						
£/each						

St = Steel
GG = Cast iron
We reserve the right to make technical changes
* Non stock items
Bore diameters d₂ see page 3



Type XH – Pitch 22,225 mm for belt width 200

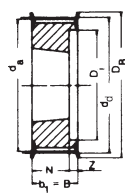
Part No.	No. of teeth	Type	Material	d _d (mm)	d _a (mm)	D _B (mm)	b ₁ (mm)	B (mm)	N (mm)	V (mm)	Z (mm)	D (mm)	D ₁ (mm)	Taper bush	Weight without bush (= kg)	Euro/each without bush	£/each without bush
TB 18 XH 200*	18	5F	GG	127.34	124.55	138	64	64	45	—	20.0	—	95	2517	2.6		
TB 20 XH 200*	20	5F	GG	141.49	138.69	154	64	64	45	—	20.0	—	110	2517	3.6		
TB 22 XH 200*	22	5F	GG	155.64	152.84	168	64	64	45	—	20.0	—	120	2517	4.8		
TB 24 XH 200*	24	5F	GG	169.79	166.69	183	64	64	45	—	20.0	—	135	2517	6.1		
TB 26 XH 200*	26	5F	GG	183.94	181.14	198	64	64	45	—	20.0	—	150	2517	7.4		
TB 28 XH 200*	28	4WF	GG	198.08	195.29	211	64	64	45	—	10.0	120	165	2517	9.0		
TB 30 XH 200*	30	4WF	GG	212.23	209.44	226	64	64	45	—	10.0	120	180	2517	8.6		
TB 32 XH 200*	32	4WF	GG	226.38	223.59	240	64	64	45	—	10.0	120	195	2517	9.8		
TB 40 XH 200*	40	4WF	GG	282.98	280.18	296	64	64	51	—	7.0	160	245	3020	13.3		
TB 48 XH 200*	48	9W	GG	339.57	336.78	—	64	64	51	—	7.0	160	300	3020	19.0		

Type XH – Pitch 22,225 mm for belt width 300

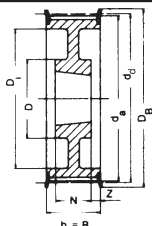
TB 18 XH 300*	18	5F	GG	127.34	124.55	138	90	90	45	—	45.0	—	95	2517	3.7		
TB 20 XH 300*	20	5F	GG	141.49	138.69	154	90	90	45	—	45.0	—	110	2517	4.7		
TB 22 XH 300*	22	5F	GG	155.64	152.84	168	90	90	45	—	45.0	—	120	2517	6.0		
TB 24 XH 300*	24	5F	GG	169.79	166.69	183	90	90	45	—	45.0	—	135	2517	7.6		
TB 26 XH 300*	26	5F	GG	183.94	181.14	198	90	90	45	—	45.0	—	150	2517	9.8		
TB 28 XH 300*	28	5F	GG	198.08	195.29	211	90	90	51	—	39.0	—	165	3020	11.6		
TB 30 XH 300*	30	5F	GG	212.23	209.44	226	90	90	51	—	39.0	—	180	3020	11.9		
TB 32 XH 300*	32	5F	GG	226.38	223.59	240	90	90	51	—	39.0	—	195	3020	13.8		
TB 40 XH 300*	40	4WF	GG	282.98	280.18	296	90	90	51	—	19.5	160	245	3020	19.5		
TB 48 XH 300*	48	9W	GG	339.57	336.78	—	90	90	51	—	19.5	160	300	3020	27.0		

Taper bush	2517	3020	3535	4040
Bore d ₂ (mm) from ... to ...	16-60	25-75	35-90	40-100
Euro/each				
£/each				

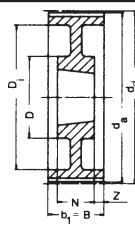
GG = Cast iron
 We reserve the right to make technical changes
 * Non stock items
 Bore diameters d₂ see page 3



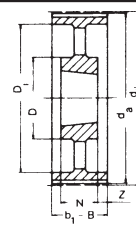
Type 5F



Type 4WF



Type 9W



Type 9A

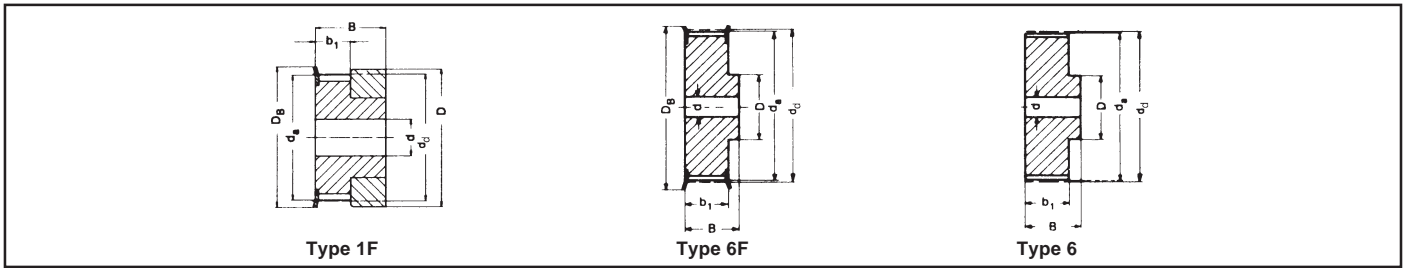
Type XH – Pitch 22,225 mm for belt width 400

Part No.	No. of teeth	Type	Material	d_d (mm)	d_a (mm)	D_B (mm)	b_1 (mm)	B (mm)	N (mm)	V (mm)	Z (mm)	D (mm)	D_i (mm)	Taper bush	Weight without bush (≈ kg)	Euro/each without bush	£/each without bush
TB 20 XH 400*	20	5F	GG	141.49	138.69	154	119	119	45	—	74.0	—	110	2517	6.0		
TB 22 XH 400*	22	5F	GG	155.64	152.84	168	119	119	45	—	74.0	—	120	2517	7.2		
TB 24 XH 400*	24	5F	GG	169.79	166.69	183	119	119	51	—	68.0	—	135	3020	8.4		
TB 26 XH 400*	26	5F	GG	183.94	181.14	198	119	119	51	—	68.0	—	150	3020	10.3		
TB 28 XH 400*	28	5F	GG	198.08	195.29	211	119	119	51	—	68.0	—	165	3020	12.3		
TB 30 XH 400*	30	5F	GG	212.23	209.44	226	119	119	51	—	68.0	—	180	3020	14.3		
TB 32 XH 400*	32	5F	GG	226.38	223.59	240	119	119	51	—	68.0	—	195	3020	19.9		
TB 40 XH 400*	40	4WF	GG	282.98	280.18	296	119	119	89	—	15.0	190	245	3535	24.6		
TB 48 XH 400*	48	9W	GG	339.57	336.78	—	119	119	89	—	15.0	190	300	3535	30.0		

Taper bush	2517	3020	3535	4040
Bore d_2 (mm) from ... to ...	16-60	25-75	35-90	40-100
Euro/each				
£/each				

GG = Cast iron
 We reserve the right to make technical changes
 * Non stock items

Bore diameters d_2 see page 3

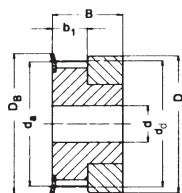


Section 3M – Pitch 3 mm for belt width 6 mm (Non stock items)

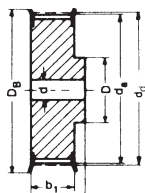
Part No.	No. of teeth	Type	Material	d _d (mm)	d _a (mm)	D _B (mm)	b ₁ (mm)	B (mm)	D (mm)	Pilot bore d (mm)	Finished bore d _{max} (mm)	Weight (= kg)	Euro each	£ each
10-3M-6	10	1F	Al	9.55	8.79	13.0	7.2	14.5	13.0	—	3		on request	on request
12-3M-6	12	1F	Al	11.46	10.70	15.0	7.2	14.5	15.0	—	5			
14-3M-6	14	1F	Al	13.37	12.61	16.0	7.2	14.5	16.0	—	6			
15-3M-6	15	1F	Al	14.32	13.56	17.5	7.2	14.5	17.5	—	6			
16-3M-6	16	6F	Al	15.28	14.52	18.0	9.8	17.5	10.0	4	7			
18-3M-6	18	6F	Al	17.19	16.43	19.5	9.8	17.5	11.0	6	8			
20-3M-6	20	6F	Al	19.10	18.34	23.0	9.8	17.5	13.0	6	9			
21-3M-6	21	6F	Al	20.05	19.29	25.0	9.8	17.5	14.0	6	9			
22-3M-6	22	6F	Al	21.01	20.25	25.0	9.8	17.5	14.0	6	9			
24-3M-6	24	6F	Al	22.92	22.16	25.0	9.8	17.5	14.0	6	9			
26-3M-6	26	6F	Al	24.83	24.07	28.0	9.8	17.5	16.0	6	11			
28-3M-6	28	6F	Al	26.74	25.98	32.0	9.8	17.5	18.0	6	12			
30-3M-6	30	6F	Al	28.65	27.89	32.0	9.8	17.5	20.0	6	14			
32-3M-6	32	6F	Al	30.56	29.80	36.0	9.8	17.5	22.0	6	15			
36-3M-6	36	6F	Al	34.38	33.62	38.0	10.3	18.0	26.0	6	16			
40-3M-6	40	6F	Al	38.20	37.44	42.0	10.3	18.0	28.0	6	18			
44-3M-6	44	6F	Al	42.02	41.26	48.0	10.3	18.0	33.0	6	20			
48-3M-6	48	6	Al	45.84	45.08	—	10.3	18.6	33.0	8	20			
60-3M-6	60	6	Al	57.30	56.54	—	10.3	18.6	33.0	8	20			
72-3M-6	72	6	Al	68.75	67.99	—	10.3	18.6	33.0	8	20			

Section 3M – Pitch 3 mm for belt width 9 mm

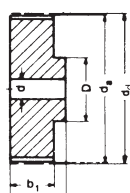
10-3M-9	10	1F	Al	9.55	8.79	13.0	10.2	17.5	13.0	—	3	0.004		
12-3M-9	12	1F	Al	11.46	10.70	15.0	10.2	17.5	15.0	—	5	0.006		
14-3M-9	14	1F	Al	13.37	12.61	16.0	10.2	17.5	16.0	—	6	0.007		
15-3M-9	15	1F	Al	14.32	13.56	17.5	10.2	17.5	17.5	—	6	0.008		
16-3M-9	16	6F	Al	15.28	14.52	18.0	12.8	20.6	10.0	4	7	0.007		
18-3M-9	18	6F	Al	17.19	16.43	19.5	12.8	20.6	11.0	6	8	0.008		
20-3M-9	20	6F	Al	19.10	18.34	23.0	12.8	20.6	13.0	6	9	0.010		
21-3M-9	21	6F	Al	20.05	19.29	25.0	12.8	20.6	14.0	6	9	0.013		
22-3M-9	22	6F	Al	21.01	20.25	25.0	12.8	20.6	14.0	6	9	0.014		
24-3M-9	24	6F	Al	22.92	22.16	25.0	12.8	20.6	14.0	6	9	0.016		
26-3M-9	26	6F	Al	24.83	24.07	28.0	12.8	20.6	16.0	6	11	0.018		
28-3M-9	28	6F	Al	26.74	25.98	32.0	12.8	20.6	18.0	6	12	0.024		
30-3M-9	30	6F	Al	28.65	27.89	32.0	12.8	20.6	20.0	6	14	0.028		
32-3M-9	32	6F	Al	30.56	29.80	36.0	12.8	20.6	22.0	6	15	0.032		
36-3M-9	36	6F	Al	34.38	33.62	38.0	13.4	22.2	26.0	6	16	0.045		
40-3M-9	40	6F	Al	38.20	37.44	42.0	13.4	22.2	28.0	6	18	0.055		
44-3M-9	44	6F	Al	42.02	41.26	48.0	13.4	22.2	33.0	6	20	0.074		
48-3M-9	48	6	Al	45.84	45.08	—	13.4	22.2	33.0	8	20	0.074		
60-3M-9	60	6	Al	57.30	56.54	—	13.4	22.2	33.0	8	20	0.106		
72-3M-9	72	6	Al	68.75	67.99	—	13.4	22.2	33.0	8	20	0.145		



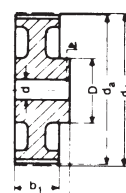
Type 1F



Type 6F



Type 6



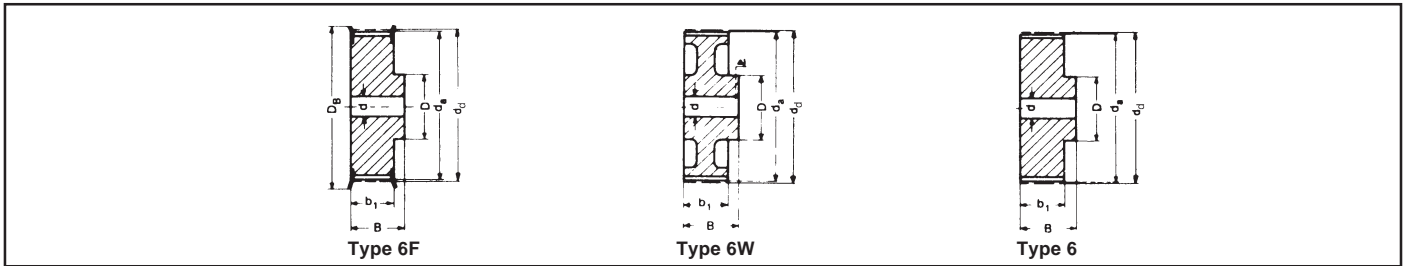
Type 6W

Section 3M – Pitch 3 mm for belt width 15 mm

Part No.	No. of teeth	Type	Material	d _d (mm)	d _a (mm)	D _B (mm)	b ₁ (mm)	B (mm)	D (mm)	Pilot bore d (mm)	Finished bore d _{max} (mm)	Weight (= kg)	Euro each	£ each
10-3M-15	10	1F	Al	9.55	8.79	13.0	17.0	26	13.0	—	3	0.006		
12-3M-15	12	1F	Al	11.46	10.70	15.0	17.0	26	15.0	—	5	0.008		
14-3M-15	14	1F	Al	13.37	12.61	16.0	17.0	26	16.0	—	6	0.010		
15-3M-15	15	1F	Al	14.32	13.56	17.5	17.0	26	17.5	—	6	0.012		
16-3M-15	16	6F	Al	15.28	14.52	18.0	19.5	26	10.0	4	7	0.010		
18-3M-15	18	6F	Al	17.19	16.43	19.5	19.5	26	11.0	6	8	0.012		
20-3M-15	20	6F	Al	19.10	18.34	23.0	19.5	26	13.0	6	9	0.014		
21-3M-15	21	6F	Al	20.05	19.29	25.0	19.5	26	14.0	6	9	0.016		
22-3M-15	22	6F	Al	21.01	20.25	25.0	19.5	26	14.0	6	9	0.018		
24-3M-15	24	6F	Al	22.92	22.16	25.0	19.5	26	14.0	6	9	0.020		
26-3M-15	26	6F	Al	24.83	24.07	28.0	19.5	26	16.0	6	11	0.027		
28-3M-15	28	6F	Al	26.74	25.98	32.0	19.5	26	18.0	6	12	0.030		
30-3M-15	30	6F	Al	28.65	27.89	32.0	19.5	26	20.0	6	14	0.035		
32-3M-15	32	6F	Al	30.56	29.80	36.0	19.5	26	22.0	6	15	0.042		
36-3M-15	36	6F	Al	34.38	33.62	38.0	20.0	30	26.0	6	16	0.060		
40-3M-15	40	6F	Al	38.20	37.44	42.0	20.0	30	28.0	6	18	0.075		
44-3M-15	44	6F	Al	42.02	41.26	48.0	20.0	30	33.0	6	20	0.100		
48-3M-15	48	6	Al	45.84	45.08	—	20.0	30	33.0	8	20	0.103		
60-3M-15	60	6	Al	57.30	56.54	—	20.0	30	33.0	8	20	0.150		
72-3M-15	72	6	Al	68.75	67.99	—	20.0	30	33.0	8	20	0.212		

Section 5M – Pitch 5 mm for belt width 9 mm

12-5M-9	12	6F	St	19.10	17.96	23	14.5	20.0	13.0	4	7	0.028		
14-5M-9	14	6F	St	22.28	21.14	25	14.5	20.0	14.0	6	8	0.034		
15-5M-9	15	6F	St	23.87	22.73	28	14.5	20.0	16.0	6	10	0.042		
16-5M-9	16	6F	St	25.46	24.32	28	14.5	20.0	16.5	6	10	0.050		
18-5M-9	18	6F	St	28.65	27.51	32	14.5	20.0	20.0	6	12	0.070		
20-5M-9	20	6F	St	31.83	30.69	36	14.5	22.5	23.0	6	14	0.094		
21-5M-9	21	6F	St	33.42	32.28	38	14.5	22.5	24.0	6	14	0.110		
22-5M-9	22	6F	St	35.01	33.87	38	14.5	22.5	25.5	6	14	0.118		
24-5M-9	24	6F	St	38.20	37.06	42	14.5	22.5	27.0	6	16	0.145		
26-5M-9	26	6F	St	41.38	40.24	44	14.5	22.5	30.0	6	18	0.170		
28-5M-9	28	6F	St	44.56	43.42	48	14.5	22.5	30.5	6	18	0.200		
30-5M-9	30	6F	St	47.75	46.61	51	14.5	22.5	35.0	6	20	0.236		
32-5M-9	32	6F	St	50.93	49.79	54	14.5	22.5	38.0	8	22	0.270		
36-5M-9	36	6F	St	57.30	56.16	60	14.5	22.5	38.0	8	22	0.324		
40-5M-9	40	6F	St	63.66	62.52	71	14.5	22.5	38.0	8	22	0.400		
44-5M-9	44	6W	Al	70.03	68.89	—	14.5	25.5	38.0	8	22	0.170		
48-5M-9	48	6W	Al	76.39	75.25	—	14.5	25.5	45.0	8	25	0.182		
60-5M-9	60	6W	Al	95.49	94.35	—	14.5	25.5	45.0	8	25	0.230		
72-5M-9	72	6W	Al	114.59	113.45	—	14.5	25.5	45.0	8	25	0.270		

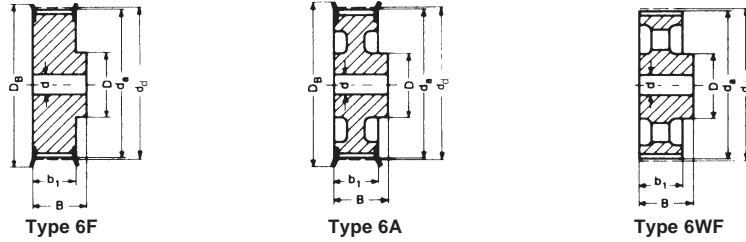


Section 5M – Pitch 5 mm for belt width 15 mm

Part No.	No. of teeth	Type	Material	d _d (mm)	d _a (mm)	D _B (mm)	b ₁ (mm)	B (mm)	D (mm)	Pilot bore d (mm)	Finished bore d _{max} (mm)	Weight (= kg)	Euro each	£ each
12-5M-15	12	6F	St	19.10	17.96	25	20.5	26	13.0	4	7	0.034		
14-5M-15	14	6F	St	22.28	21.14	25	20.5	26	14.0	6	8	0.046		
15-5M-15	15	6F	St	23.87	22.73	28	20.5	26	16.0	6	10	0.056		
16-5M-15	16	6F	St	25.46	24.32	28	20.5	26	16.5	6	10	0.064		
18-5M-15	18	6F	St	28.65	27.51	32	20.5	26	20.0	6	12	0.086		
20-5M-15	20	6F	St	31.83	30.69	36	20.5	26	23.0	6	14	0.112		
21-5M-15	21	6F	St	33.42	32.28	38	20.5	26	24.0	6	14	0.130		
22-5M-15	22	6F	St	35.01	33.87	38	20.5	26	25.5	6	14	0.140		
24-5M-15	24	6F	St	38.20	37.06	42	20.5	28	27.0	6	16	0.180		
26-5M-15	26	6F	St	41.38	40.24	44	20.5	28	30.0	6	18	0.220		
28-5M-15	28	6F	St	44.56	43.42	48	20.5	28	30.5	6	18	0.250		
30-5M-15	30	6F	St	47.75	46.61	51	20.5	28	35.0	6	20	0.300		
32-5M-15	32	6F	St	50.93	49.79	54	20.5	28	38.0	8	22	0.350		
36-5M-15	36	6F	St	57.30	56.16	60	20.5	28	38.0	8	22	0.426		
40-5M-15	40	6F	St	63.66	62.52	71	20.5	28	38.0	8	22	0.520		
44-5M-15	44	6W	Al	70.03	68.89	—	20.5	30	38.0	8	22	0.225		
48-5M-15	48	6W	Al	76.39	75.25	—	20.5	30	38.0	8	25	0.187		
60-5M-15	60	6W	Al	95.49	94.35	—	20.5	30	50.0	8	25	0.305		
72-5M-15	72	6W	Al	114.59	113.45	—	20.5	30	50.0	8	25	0.375		

Section 5M – Pitch 5 mm for belt width 25 mm

12-5M-25	12	6F	St	19.10	17.96	25	30	36	13.0	4	7	0.050		
14-5M-25	14	6F	St	22.28	21.14	25	30	36	14.0	6	8	0.070		
15-5M-25	15	6F	St	23.87	22.73	28	30	36	16.0	6	10	0.080		
16-5M-25	16	6F	St	25.46	24.32	28	30	36	16.5	6	10	0.100		
18-5M-25	18	6F	St	28.65	27.51	32	30	36	20.0	6	12	0.120		
20-5M-25	20	6F	St	31.83	30.69	36	30	36	23.0	6	14	0.160		
21-5M-25	21	6F	St	33.42	32.28	38	30	38	24.0	6	14	0.190		
22-5M-25	22	6F	St	35.01	33.87	38	30	38	25.5	6	14	0.210		
24-5M-25	24	6F	St	38.20	37.06	42	30	38	27.0	6	16	0.250		
26-5M-25	26	6F	St	41.38	40.24	44	30	38	30.0	6	18	0.300		
28-5M-25	28	6F	St	44.56	43.42	48	30	38	30.5	6	18	0.350		
30-5M-25	30	6F	St	47.75	46.61	51	30	38	35.0	6	20	0.420		
32-5M-25	32	6F	St	50.93	49.79	54	30	38	38.0	8	22	0.480		
36-5M-25	36	6F	St	57.30	56.16	60	30	38	38.0	8	22	0.590		
40-5M-25	40	6F	St	63.66	62.52	71	30	38	38.0	8	22	0.740		
44-5M-25	44	6W	Al	70.03	68.89	—	30	40	38.0	8	22	0.320		
48-5M-25	48	6W	Al	76.39	75.25	—	30	40	38.0	8	25	0.275		
60-5M-25	60	6W	Al	95.49	94.35	—	30	40	50.0	8	25	0.435		
72-5M-25	72	6W	Al	114.59	113.45	—	30	40	50.0	8	25	0.525		



Type 6F

Type 6A

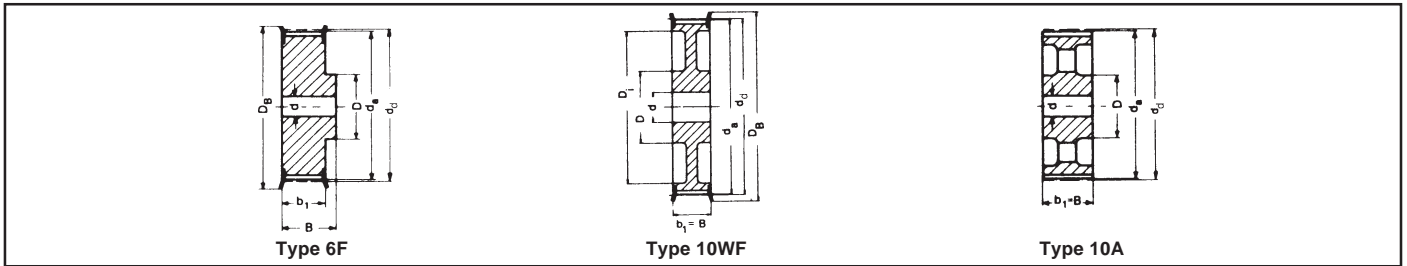
Type 6WF

Section 8M – Pitch 8 mm for belt width 20 mm

Part No.	No. of teeth	Type	Material	d _d (mm)	d _a (mm)	D _B (mm)	b ₁ (mm)	B (mm)	D (mm)	D _i (mm)	Pilot bore d (mm)	Finished bore d _{max} (mm)	Weight (= kg)	Euro each	£ each
22-8M-20	22	6F	St	56.02	54.65	60.0	28	38	43	—	12	30	0.54		
24-8M-20	24	6F	St	61.12	59.75	66.0	28	38	45	—	12	30	0.65		
26-8M-20	26	6F	St	66.21	64.84	71.0	28	38	50	—	12	35	0.80		
28-8M-20	28	6F	St	71.30	70.08	75.0	28	38	50	—	15	35	0.87		
30-8M-20	30	6F	St	76.39	75.13	83.0	28	38	55	—	15	35	1.02		
32-8M-20	32	6F	St	81.49	80.16	87.0	28	38	60	—	15	40	1.20		
34-8M-20	34	6F	St	86.58	85.22	91.0	28	38	70	—	15	45	1.40		
36-8M-20	36	6F	St	91.67	90.30	98.5	28	38	70	—	15	45	1.55		
38-8M-20	38	6F	St	96.77	95.39	103.0	28	38	75	—	15	45	1.65		
40-8M-20	40	6F	GG	101.86	100.49	106.0	28	38	75	—	15	45	1.80		
44-8M-20	44	6F	GG	112.05	110.67	119.0	28	38	75	—	15	45	2.10		
48-8M-20	48	6F	GG	122.23	120.86	127.0	28	38	75	—	15	45	2.44		
56-8M-20	56	6WF	GG	142.60	141.23	148.0	28	38	80	117	15	45	2.60		
64-8M-20	64	6WF	GG	162.97	161.60	168.0	28	38	80	137	15	45	2.90		
72-8M-20	72	6WF	GG	183.35	181.97	192.0	28	38	80	158	15	45	3.10		
80-8M-20	80	6A	GG	203.72	202.35	—	28	38	90	180	15	50	3.80		
90-8M-20	90	6A	GG	229.18	227.81	—	28	38	90	204	15	50	4.20		
112-8M-20	112	6A	GG	285.21	283.83	—	28	38	90	260	18	50	5.20		
144-8M-20	144	6A	GG	366.69	365.32	—	28	38	90	341	20	50	7.50		
168-8M-20	168	6A	GG	427.81	426.44	—	28	38	100	402	20	55	10.00		
192-8M-20	192	6A	GG	488.92	487.55	—	28	38	100	463	20	55	14.40		

Section 8M – Pitch 8 mm for belt width 30 mm

22-8M-30	22	6F	St	56.02	54.65	60.0	38	48	43	—	12	30	0.69		
24-8M-30	24	6F	St	61.12	59.75	66.0	38	48	45	—	12	30	0.84		
26-8M-30	26	6F	St	66.21	64.84	71.0	38	48	50	—	12	35	1.00		
28-8M-30	28	6F	St	71.30	70.08	75.0	38	48	50	—	15	35	1.12		
30-8M-30	30	6F	St	76.39	75.13	83.0	38	48	55	—	15	35	1.32		
32-8M-30	32	6F	St	81.49	80.16	87.0	38	48	60	—	15	40	1.50		
34-8M-30	34	6F	St	86.58	85.22	91.0	38	48	70	—	15	45	1.80		
36-8M-30	36	6F	St	91.67	90.30	98.5	38	48	70	—	15	45	1.99		
38-8M-30	38	6F	St	96.77	95.39	103.0	38	48	75	—	15	45	2.27		
40-8M-30	40	6F	GG	101.86	100.49	106.0	38	48	75	—	15	45	2.40		
44-8M-30	44	6F	GG	112.05	110.67	119.0	38	48	75	—	15	45	2.80		
48-8M-30	48	6F	GG	122.23	120.86	127.0	38	48	75	—	15	45	3.20		
56-8M-30	56	6WF	GG	142.60	141.23	148.0	38	48	90	117	15	50	3.60		
64-8M-30	64	6WF	GG	162.97	161.60	168.0	38	48	90	137	15	50	4.30		
72-8M-30	72	6WF	GG	183.35	181.97	192.0	38	48	95	158	15	50	4.80		
80-8M-30	80	6A	GG	203.72	202.35	—	38	48	100	180	15	55	5.10		
90-8M-30	90	6A	GG	229.18	227.81	—	38	48	100	204	15	55	5.70		
112-8M-30	112	6A	GG	285.21	283.83	—	38	48	100	260	18	55	6.80		
144-8M-30	144	6A	GG	366.69	365.32	—	38	48	100	341	20	55	9.30		
168-8M-30	168	6A	GG	427.81	426.44	—	38	48	100	402	20	55	11.40		
192-8M-30	192	6A	GG	488.92	487.55	—	38	48	100	463	20	55	16.00		

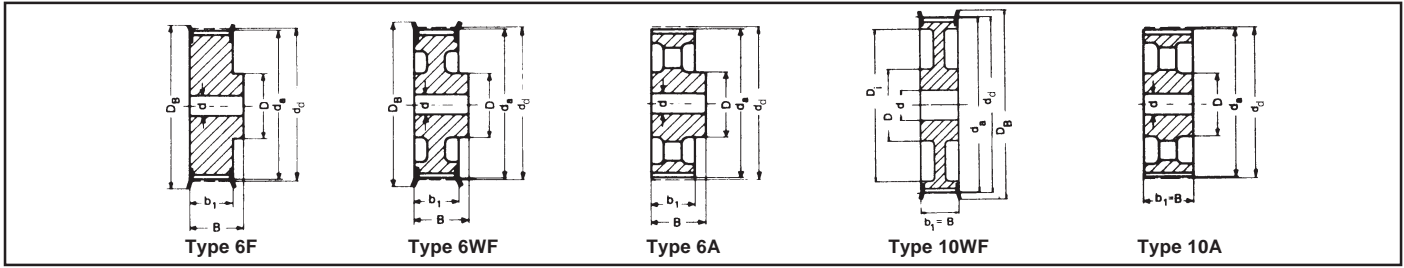


Section 8M – Pitch 8 mm for belt width 50 mm

Part No.	No. of teeth	Type	Material	d _d (mm)	d _a (mm)	D _B (mm)	b ₁ (mm)	B (mm)	D (mm)	D _i (mm)	Pilot bore d (mm)	Finished bore d _{max} (mm)	Weight (= kg)	Euro each	£ each
22-8M-50	22	6F	St	56.02	54.65	60.0	60	70	43	—	12	30	1.00		
24-8M-50	24	6F	St	61.12	59.75	66.0	60	70	45	—	12	30	1.20		
26-8M-50	26	6F	St	66.21	64.84	71.0	60	70	50	—	12	35	1.50		
28-8M-50	28	6F	St	71.30	70.08	75.0	60	70	50	—	15	35	1.67		
30-8M-50	30	6F	St	76.39	75.13	83.0	60	70	55	—	15	35	1.97		
32-8M-50	32	6F	St	81.49	80.16	87.0	60	70	60	—	15	40	2.27		
34-8M-50	34	6F	St	86.58	85.22	91.0	60	70	70	—	15	45	2.69		
36-8M-50	36	6F	St	91.67	90.30	98.5	60	70	70	—	15	45	2.97		
38-8M-50	38	6F	St	96.77	95.39	103.0	60	70	75	—	15	45	3.23		
40-8M-50	40	6F	GG	101.86	100.49	106.0	60	70	75	—	18	45	3.50		
44-8M-50	44	6F	GG	112.05	110.67	119.0	60	70	75	—	18	45	3.90		
48-8M-50	48	6F	GG	122.23	120.86	127.0	60	70	80	—	18	45	4.30		
56-8M-50	56	10WF	GG	142.60	141.23	148.0	60	60	90	117	18	50	5.00		
64-8M-50	64	10WF	GG	162.97	161.60	168.0	60	60	100	137	18	55	5.60		
72-8M-50	72	10WF	GG	183.35	181.97	192.0	60	60	100	158	18	55	6.80		
80-8M-50	80	10A	GG	203.72	202.35	—	60	60	110	180	18	60	6.90		
90-8M-50	90	10A	GG	229.18	227.81	—	60	60	110	204	18	60	8.60		
112-8M-50	112	10A	GG	285.21	283.83	—	60	60	110	260	18	60	9.60		
144-8M-50	144	10A	GG	366.69	365.32	—	60	60	110	341	20	60	13.80		
168-8M-50	168	10A	GG	427.81	426.44	—	60	60	120	402	20	65	16.00		
192-8M-50	192	10A	GG	488.92	487.55	—	60	60	130	463	20	70	22.40		

Section 8M – Pitch 8 mm for belt width 85 mm

22-8M-85	22	6F	St	56.02	54.65	60.0	95	105	43	—	12	30	1.55		
24-8M-85	24	6F	St	61.12	59.75	66.0	95	105	45	—	12	30	1.90		
26-8M-85	26	6F	St	66.21	64.84	71.0	95	105	50	—	12	35	2.25		
28-8M-85	28	6F	St	71.30	70.08	75.0	95	105	50	—	15	35	2.55		
30-8M-85	30	6F	St	76.39	75.13	83.0	95	105	55	—	15	35	3.00		
32-8M-85	32	6F	St	81.49	80.16	87.0	95	105	60	—	15	40	3.57		
34-8M-85	34	6F	St	86.58	85.22	91.0	95	105	70	—	15	45	4.00		
36-8M-85	36	6F	St	91.67	90.30	98.5	95	105	70	—	15	45	4.50		
38-8M-85	38	6F	St	96.77	95.39	103.0	95	105	75	—	15	45	4.90		
40-8M-85	40	6F	GG	101.86	100.49	106.0	95	105	75	—	18	45	5.20		
44-8M-85	44	6F	GG	112.05	110.67	119.0	95	105	75	—	18	45	6.60		
48-8M-85	48	6F	GG	122.23	120.86	127.0	95	105	80	—	18	45	7.60		
56-8M-85	56	6F	GG	142.60	141.23	148.0	95	105	80	—	20	50	9.80		
64-8M-85	64	10WF	GG	162.97	161.60	168.0	95	95	100	137	20	55	10.40		
72-8M-85	72	10WF	GG	183.35	181.97	192.0	95	95	110	158	20	60	11.40		
80-8M-85	80	10A	GG	203.72	202.35	—	95	95	110	180	20	60	11.10		
90-8M-85	90	10A	GG	229.18	227.81	—	95	95	110	204	20	60	13.20		
112-8M-85	112	10A	GG	285.21	283.83	—	95	95	110	260	24	60	16.30		
144-8M-85*	144	10A	GG	366.69	365.32	—	95	95	120	341	24	65	21.50		
168-8M-85*	168	10A	GG	427.81	426.44	—	95	95	120	402	24	65	26.10		
192-8M-85*	192	10A	GG	488.92	487.55	—	95	95	130	463	24	70	30.60		

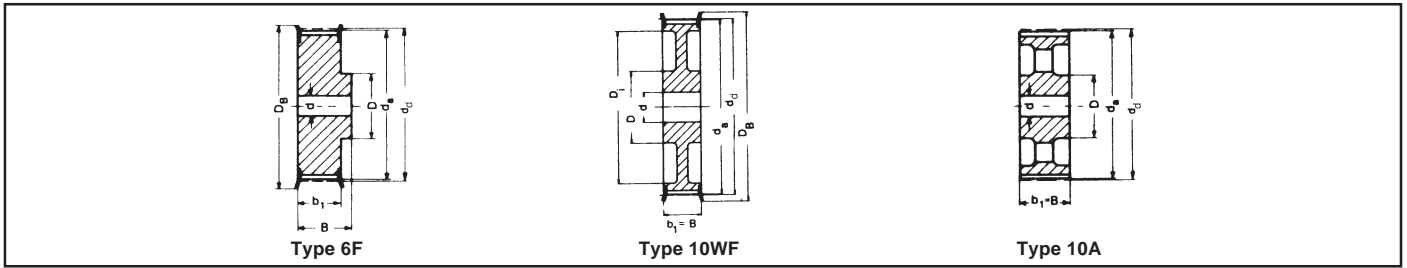


Section 14M – Pitch 14 mm for belt width 40 mm

Part No.	No. of teeth	Type	Material	d _d (mm)	d _a (mm)	D _B (mm)	b ₁ (mm)	B (mm)	D (mm)	D _i (mm)	Pilot bore d (mm)	Finished bore d _{max} (mm)	Weight (= kg)	Euro each	£ each
28-14M-40	28	6F	GG	124.78	122.12	127	54	69	100	—	24	60	4.73		
29-14M-40	29	6F	GG	129.23	126.57	138	54	69	100	—	24	60	5.09		
30-14M-40	30	6F	GG	133.69	130.99	138	54	69	100	—	24	60	5.45		
32-14M-40	32	6F	GG	142.60	139.88	154	54	69	100	—	24	70	6.17		
34-14M-40	34	6F	GG	151.52	148.79	160	54	69	100	—	24	70	6.88		
36-14M-40	36	6F	GG	160.43	157.68	168	54	69	100	—	24	70	7.60		
38-14M-40	38	6F	GG	169.34	166.60	183	54	69	120	—	24	70	8.28		
40-14M-40	40	6F	GG	178.25	175.49	188	54	69	120	—	24	70	9.26		
44-14M-40	44	6F	GG	196.08	193.28	211	54	69	120	—	24	70	10.32		
48-14M-40	48	6WF	GG	213.90	211.11	226	54	69	135	172	24	70	11.50		
56-14M-40	56	6WF	GG	249.55	246.76	256	54	69	135	207	28	70	13.05		
64-14M-40	64	6WF	GG	285.21	282.41	296	54	69	135	242	28	70	14.40		
72-14M-40	72	6A	GG	320.86	318.06	—	54	69	135	278	28	70	16.90		
80-14M-40	80	6A	GG	356.51	353.71	—	54	69	135	314	28	70	18.50		
90-14M-40	90	6A	GG	401.07	398.28	—	54	69	135	358	28	70	20.00		
112-14M-40*	112	6A	GG	499.11	496.32	—	54	69	135	456	28	70	26.70		
144-14M-40*	144	6A	GG	641.71	638.92	—	54	69	135	600	28	70	35.00		
168-14M-40*	168	6A	GG	748.66	745.87	—	54	69	135	706	28	70	44.20		
192-14M-40*	192	6A	GG	855.62	852.82	—	54	69	135	813	28	70	52.20		
216-14M-40*	216	6A	GG	962.57	959.77	—	54	69	150	920	28	80	60.00		

Section 14M – Pitch 14 mm for belt width 55 mm

28-14M-55	28	6F	GG	124.78	122.12	127	70	85	100	—	24	60	5.60		
29-14M-55	29	6F	GG	129.23	126.57	138	70	85	100	—	24	60	6.10		
30-14M-55	30	6F	GG	133.69	130.99	138	70	85	100	—	24	60	6.60		
32-14M-55	32	6F	GG	142.60	139.88	154	70	85	100	—	24	70	7.60		
34-14M-55	34	6F	GG	151.52	148.79	160	70	85	100	—	24	70	8.60		
36-14M-55	36	6F	GG	160.43	157.68	168	70	85	100	—	24	70	9.60		
38-14M-55	38	6F	GG	169.34	166.60	183	70	85	120	—	24	70	10.80		
40-14M-55	40	6F	GG	178.25	175.49	188	70	85	120	—	24	70	11.20		
44-14M-55	44	6F	GG	196.08	193.28	211	70	85	120	—	24	70	12.50		
48-14M-55	48	10WF	GG	213.90	211.11	226	70	70	135	172	24	70	13.70		
56-14M-55	56	10WF	GG	249.55	246.76	256	70	70	135	207	28	70	14.50		
64-14M-55	64	10WF	GG	285.21	282.41	296	70	70	135	242	28	70	15.60		
72-14M-55	72	10A	GG	320.86	318.06	—	70	70	135	278	28	70	18.50		
80-14M-55	80	10A	GG	356.51	353.71	—	70	70	135	314	28	70	20.00		
90-14M-55	90	10A	GG	401.07	398.28	—	70	70	135	358	28	70	22.60		
112-14M-55*	112	10A	GG	499.11	496.32	—	70	70	135	456	28	70	29.50		
144-14M-55*	144	10A	GG	641.71	638.92	—	70	70	135	600	28	70	39.00		
168-14M-55*	168	10A	GG	748.66	745.87	—	70	70	135	706	28	70	48.50		
192-14M-55*	192	10A	GG	855.62	852.82	—	70	70	135	813	28	70	57.80		
216-14M-55*	216	10A	GG	962.57	959.77	—	70	70	150	920	28	80	67.00		

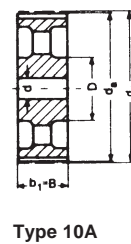
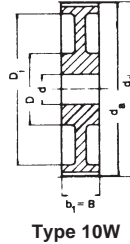
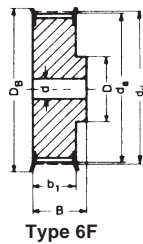


Section 14M – Pitch 14 mm for belt width 85 mm

Part No.	No. of teeth	Type	Material	d _d (mm)	d _a (mm)	D _B (mm)	b ₁ (mm)	B (mm)	D (mm)	D _i (mm)	Pilot bore d (mm)	Finished bore d _{max} (mm)	Weight (= kg)	Euro each	£ each
28-14M-85	28	6F	GG	124.78	122.12	127	102	117	100	—	24	60	7.70		
29-14M-85	29	6F	GG	129.23	126.57	138	102	117	100	—	24	60	8.40		
30-14M-85	30	6F	GG	133.69	130.99	138	102	117	100	—	24	60	9.10		
32-14M-85	32	6F	GG	142.60	139.88	154	102	117	100	—	24	60	10.50		
34-14M-85	34	6F	GG	151.52	148.79	160	102	117	100	—	24	70	11.90		
36-14M-85	36	6F	GG	160.43	157.68	168	102	117	100	—	32	70	13.20		
38-14M-85	38	6F	GG	169.34	166.60	183	102	117	120	—	32	70	15.15		
40-14M-85	40	6F	GG	178.25	175.49	188	102	117	135	—	32	70	17.10		
44-14M-85	44	6F	GG	196.08	193.28	211	102	117	135	—	32	70	23.30		
48-14M-85	48	6F	GG	213.90	211.11	226	102	117	150	—	32	80	25.00		
56-14M-85	56	10WF	GG	249.55	246.76	256	102	102	150	207	32	80	25.00		
64-14M-85	64	10WF	GG	285.21	282.41	296	102	102	150	242	32	80	28.20		
72-14M-85	72	10A	GG	320.86	318.06	—	102	102	150	278	32	80	28.80		
80-14M-85	80	10A	GG	356.51	353.71	—	102	102	150	314	32	80	30.10		
90-14M-85	90	10A	GG	401.07	398.28	—	102	102	150	358	32	80	33.00		
112-14M-85*	112	10A	GG	499.11	496.32	—	102	102	150	456	32	80	41.80		
144-14M-85*	144	10A	GG	641.71	638.92	—	102	102	150	600	32	80	52.40		
168-14M-85*	168	10A	GG	748.66	745.87	—	102	102	150	706	32	80	60.30		
192-14M-85*	192	10A	GG	855.62	852.82	—	102	102	165	813	32	90	70.20		
216-14M-85*	216	10A	GG	962.57	959.77	—	102	102	165	920	32	90	81.00		

Section 14M – Pitch 14 mm for belt width 115 mm

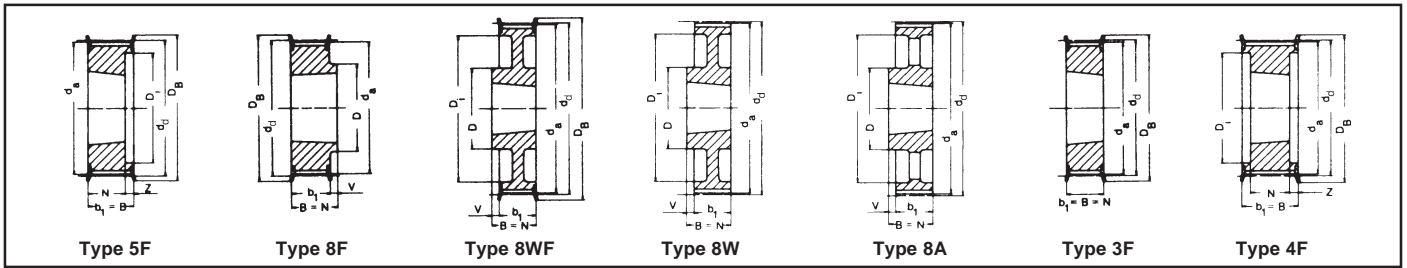
28-14M-115	28	6F	GG	124.78	122.12	127	133	148	100	—	32	60	9.20		
29-14M-115	29	6F	GG	129.23	126.57	138	133	148	100	—	32	60	10.20		
30-14M-115	30	6F	GG	133.69	130.99	138	133	148	100	—	32	60	11.20		
32-14M-115	32	6F	GG	142.60	139.88	154	133	148	100	—	32	60	13.20		
34-14M-115	34	6F	GG	151.52	148.79	160	133	148	100	—	32	70	14.80		
36-14M-115	36	6F	GG	160.43	157.68	168	133	148	120	—	32	70	16.60		
38-14M-115	38	6F	GG	169.34	166.60	183	133	148	120	—	32	70	19.20		
40-14M-115	40	6F	GG	178.25	175.49	188	133	148	135	—	32	70	22.10		
44-14M-115	44	6F	GG	196.08	193.28	211	133	148	140	—	32	80	28.00		
48-14M-115	48	6F	GG	213.90	211.11	226	133	148	150	—	32	80	35.00		
56-14M-115	56	6F	GG	249.55	246.76	256	133	148	150	—	32	80	44.20		
64-14M-115	64	10WF	GG	285.21	282.41	296	133	133	150	242	32	80	36.80		
72-14M-115	72	10A	GG	320.86	318.06	—	133	133	150	278	32	80	36.10		
80-14M-115	80	10A	GG	356.51	353.71	—	133	133	150	314	32	80	38.60		
90-14M-115	90	10A	GG	401.07	398.28	—	133	133	150	358	32	80	41.00		
112-14M-115*	112	10A	GG	499.11	496.32	—	133	133	150	456	32	80	54.40		
144-14M-115*	144	10A	GG	641.71	638.92	—	133	133	165	600	32	90	67.80		
168-14M-115*	168	10A	GG	748.66	745.87	—	133	133	165	706	32	90	75.80		
192-14M-115*	192	10A	GG	855.62	852.82	—	133	133	165	813	32	90	88.30		
216-14M-115*	216	10A	GG	962.57	959.77	—	133	133	165	920	32	90	98.00		



Section 14M – Pitch 14 mm for belt width 170 mm

Part No.	No. of teeth	Type	Material	d _d (mm)	d _a (mm)	D _B (mm)	b ₁ (mm)	B (mm)	D (mm)	D _i (mm)	Pilot bore d (mm)	Finished bore d _{max} (mm)	Weight (= kg)	Euro each	£ each
28-14M-170*	28	6F	GG	124.78	122.12	127	187	202	100	—	32	60	13.80		
29-14M-170*	29	6F	GG	129.23	126.57	138	187	202	100	—	32	60	14.20		
30-14M-170*	30	6F	GG	133.69	130.99	138	187	202	100	—	32	60	15.60		
32-14M-170*	32	6F	GG	142.60	139.88	154	187	202	100	—	32	60	18.10		
34-14M-170*	34	6F	GG	151.52	148.79	160	187	202	100	—	32	60	20.40		
36-14M-170*	36	6F	GG	160.43	157.68	168	187	202	120	—	32	70	23.50		
38-14M-170*	38	6F	GG	169.34	166.60	183	187	202	135	—	32	70	26.50		
40-14M-170*	40	6F	GG	178.25	175.49	188	187	202	140	—	32	85	30.10		
44-14M-170*	44	6F	GG	196.08	193.28	211	187	202	160	—	32	85	37.80		
48-14M-170*	48	6F	GG	213.90	211.11	226	187	202	160	—	32	85	44.50		
56-14M-170*	56	6F	GG	249.55	246.76	256	187	202	160	—	32	85	61.00		
64-14M-170*	64	6F	GG	285.21	282.41	296	187	202	180	—	32	100	81.00		
72-14M-170*	72	10W	GG	320.86	318.06	—	187	187	180	278	32	100	61.40		
80-14M-170*	80	10W	GG	356.51	353.71	—	187	187	180	314	32	100	65.00		
90-14M-170*	90	10A	GG	401.07	398.28	—	187	187	180	358	38	100	68.00		
112-14M-170*	112	10A	GG	499.11	496.32	—	187	187	200	456	38	110	87.50		
144-14M-170*	144	10A	GG	641.71	638.92	—	187	187	220	600	38	120	114.80		
168-14M-170*	168	10A	GG	748.66	745.87	—	187	187	220	706	38	120	125.00		
192-14M-170*	192	10A	GG	855.62	852.82	—	187	187	220	813	38	120	136.40		
216-14M-170*	216	10A	GG	962.57	959.77	—	187	187	220	920	38	120	147.00		

HTD® Pulleys section 20M on request.

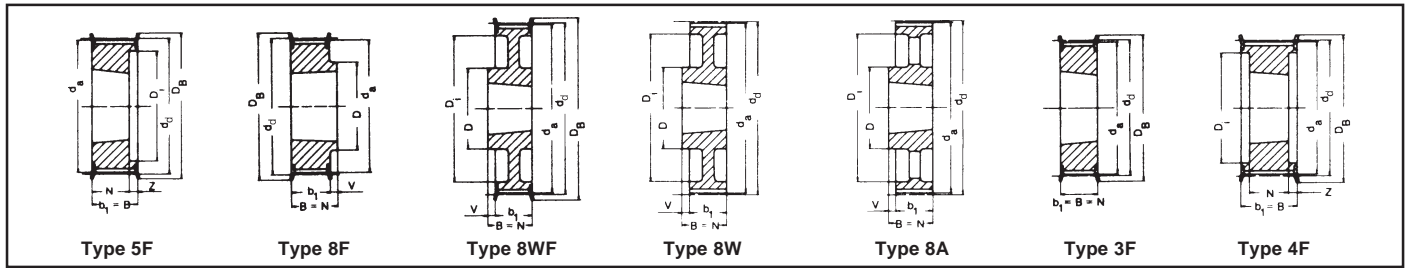


Section 5M – Pitch 5 mm for belt width 15 mm

Part No.	No. of teeth	Type	Material	d _d (mm)	d _a (mm)	D _B (mm)	b ₁ (mm)	B (mm)	N (mm)	V (mm)	Z (mm)	D (mm)	D ₁ (mm)	Taper bush	Weight without bush (= kg)	Euro/each without bush	£/each without bush
TB 34-5M-15	34	8F	St	54.11	52.97	57.0	20.5	22	22	1.5	—	43	—	1008	0.190		
TB 36-5M-15	36	8F	St	57.30	56.16	60.0	20.5	22	22	1.5	—	44	—	1108	0.200		
TB 38-5M-15	38	8F	St	69.48	59.34	66.0	20.5	22	22	1.5	—	48	—	1108	0.250		
TB 40-5M-15	40	8F	St	63.66	62.52	71.0	20.5	22	22	1.5	—	52	—	1108	0.310		
TB 44-5M-15	44	8F	St	70.03	68.89	75.0	20.5	22	22	1.5	—	54	—	1108	0.400		
TB 48-5M-15	48	8F	St	76.39	75.25	83.0	20.5	25	25	4.5	—	64	—	1210	0.450		
TB 56-5M-15	56	8F	GG	89.13	87.99	93.0	20.5	25	25	4.5	—	70	—	1210	0.670		
TB 64-5M-15	64	8F	GG	101.86	100.72	106.0	20.5	25	25	4.5	—	78	—	1210	0.960		
TB 72-5M-15	72	8F	GG	114.59	113.45	119.0	20.5	25	25	4.5	—	90	—	1610	1.190		
TB 80-5M-15	80	8F	GG	127.32	126.18	135.0	20.5	25	25	4.5	—	92	—	1610	1.570		
TB 90-5M-15	90	7A	GG	143.24	142.10	—	20.5	25	25	2.3	—	92	—	1610	1.147		
TB 112-5M-15	112	7A	GG	178.25	177.11	—	20.5	25	25	2.3	—	92	—	1610	1.940		
TB 136-5M-15	136	7A	GG	216.45	215.31	—	20.5	32	32	5.8	—	106	—	2012	3.060		
TB 150-5M-15	150	7A	GG	238.73	237.59	—	20.5	32	32	5.8	—	106	—	2012	3.900		

Taper bush	1008	1108	1210	1610	2012
Bore d ₂ (mm) from ... to ...	10-25	10-28	11-32	14-42	14-50
Euro/each					
£/each					

GG = Cast iron
 St = Steel
 We reserve the right to make technical changes
 Bore diameters d₂ see page 3



Section 8M – Pitch 8 mm for belt width 20 mm

Part No.	No. of teeth	Type	Material	d_d (mm)	d_a (mm)	D_B (mm)	b_1 (mm)	B (mm)	N (mm)	V (mm)	Z (mm)	D (mm)	D_i (mm)	Taper bush	Weight without bush (≈ kg)	Euro/each without bush	£/each without bush
TB 22-8M-20	22	5F	GG	56.02	54.65	60.0	28	28	22	—	6	—	41	1008	0.24		
TB 24-8M-20	24	5F	GG	61.12	59.75	66.0	28	28	22	—	6	—	42	1108	0.30		
TB 26-8M-20	26	5F	GG	66.21	64.84	71.0	28	28	22	—	6	—	46	1108	0.36		
TB 28-8M-20	28	5F	GG	71.30	70.08	75.0	28	28	22	—	6	—	50	1108	0.44		
TB 30-8M-20	30	5F	GG	76.39	75.13	83.0	28	28	22	—	6	—	58	1108	0.53		
TB 32-8M-20	32	5F	GG	81.49	80.16	87.0	28	28	25	—	3	—	62	1610	0.42		
TB 34-8M-20	34	5F	GG	86.58	85.22	91.0	28	28	25	—	3	—	65	1610	0.55		
TB 36-8M-20	36	5F	GG	91.67	90.30	98.5	28	28	25	—	3	—	68	1610	0.68		
TB 38-8M-20	38	5F	GG	96.77	95.39	103.0	28	28	25	—	3	—	72	1610	0.80		
TB 40-8M-20	40	5F	GG	101.86	100.49	106.0	28	28	25	—	3	—	76	1610	1.00		
TB 44-8M-20	44	8F	GG	112.05	110.67	119.0	28	32	32	4	—	93	—	2012	1.20		
TB 48-8M-20	48	8F	GG	122.23	120.86	127.0	28	32	32	4	—	96	—	2012	1.60		
TB 56-8M-20	56	8F	GG	142.60	141.23	148.0	28	32	32	4	—	110	—	2012	2.40		
TB 64-8M-20	64	8WF	GG	162.97	161.60	168.0	28	32	32	4	—	110	137	2012	2.70		
TB 72-8M-20	72	8WF	GG	183.35	181.97	192.0	28	32	32	4	—	110	158	2012	3.30		
TB 80-8M-20	80	8W	GG	203.72	202.35	—	28	32	32	4	—	110	180	2012	3.50		
TB 90-8M-20	90	8A	GG	229.18	227.81	—	28	32	32	4	—	110	204	2012	3.65		

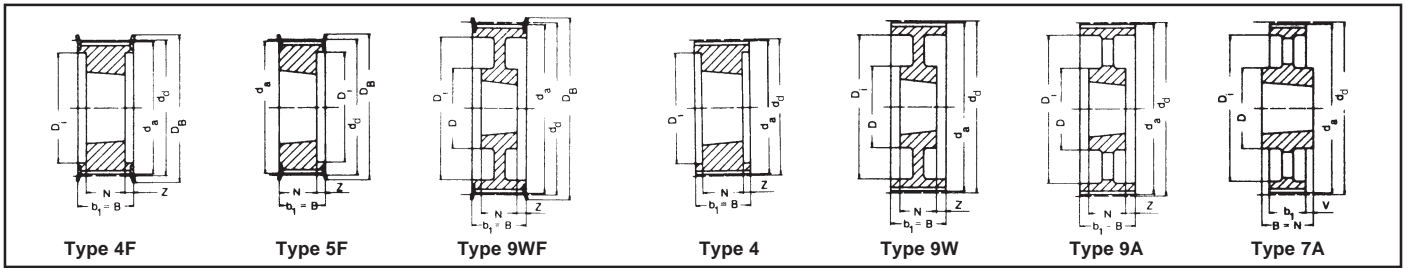
Section 8M – Pitch 8 mm for belt width 30 mm

TB 22-8M-30	22	5F	GG	56.02	54.65	60.0	38	38	22	—	16	—	41	1008	0.29		
TB 24-8M-30	24	5F	GG	61.12	59.75	66.0	38	38	22	—	16	—	42	1108	0.38		
TB 26-8M-30	26	5F	GG	66.21	64.84	71.0	38	38	22	—	16	—	46	1108	0.45		
TB 28-8M-30	28	5F	GG	71.30	70.08	75.0	38	38	22	—	16	—	50	1210	0.50		
TB 30-8M-30	30	3F	GG	76.39	75.13	83.0	38	38	38	—	—	—	—	1615	0.45		
TB 32-8M-30	32	3F	GG	81.49	80.16	87.0	38	38	38	—	—	—	—	1615	0.59		
TB 34-8M-30	34	3F	GG	86.58	85.22	91.0	38	38	38	—	—	—	—	1615	0.77		
TB 36-8M-30	36	3F	GG	91.67	90.30	98.5	38	38	38	—	—	—	—	1615	0.96		
TB 38-8M-30	38	3F	GG	96.77	95.39	103.0	38	38	38	—	—	—	—	1615	1.15		
TB 40-8M-30	40	3F	GG	101.86	100.49	106.0	38	38	38	—	—	—	—	1615	1.34		
TB 44-8M-30	44	4F	GG	112.05	110.67	119.0	38	38	32	—	3	—	91	2012	1.33		
TB 48-8M-30	48	4F	GG	122.23	120.86	127.0	38	38	32	—	3	—	95	2012	1.78		
TB 56-8M-30	56	4F	GG	142.60	141.23	148.0	38	38	32	—	3	—	117	2012	3.76		
TB 64-8M-30	64	8F	GG	162.97	161.60	168.0	38	45	45	7	—	125	—	2517	4.20		
TB 72-8M-30	72	8WF	GG	183.35	181.97	192.0	38	45	45	7	—	125	158	2517	4.30		
TB 80-8M-30	80	8W	GG	203.72	202.35	—	38	45	45	7	—	125	180	2517	4.60		
TB 90-8M-30	90	8A	GG	229.18	227.81	—	38	45	45	7	—	125	204	2517	5.00		
TB 112-8M-30	112	8A	GG	285.21	283.83	—	38	45	45	7	—	125	260	2517	6.20		
TB 144-8M-30	144	8A	GG	366.69	365.32	—	38	45	45	7	—	125	341	2517	9.00		

Taper bush	1008	1108	1210	1610	1615	2012	2517
Bore d_2 (mm) from ... to ...	10-25	10-28	11-32	14-42	14-42	14-50	16-60
Euro/each							
£/each							

GG = Cast iron
We reserve the right to make technical changes

Bore diameters d_2 see page 3



Section 8M – Pitch 8 mm for belt width 50 mm

Part No.	No. of teeth	Type	Material	d _d (mm)	d _a (mm)	D _B (mm)	b ₁ (mm)	B (mm)	N (mm)	V (mm)	Z (mm)	D (mm)	D ₁ (mm)	Taper bush	Weight without bush (= kg)	Euro/each without bush	£/each without bush
TB 28-8M-50	28	5F	GG	71.30	70.08	75.0	60	60	22	—	35.0	—	50	1210	0.60		
TB 30-8M-50	30	5F	GG	76.39	75.13	83.0	60	60	38	—	22.0	—	58	1615	0.65		
TB 32-8M-50	32	5F	GG	81.49	80.16	87.0	60	60	38	—	22.0	—	62	1615	0.82		
TB 34-8M-50	34	5F	GG	86.58	85.22	91.0	60	60	38	—	22.0	—	65	1615	1.06		
TB 36-8M-50	36	5F	GG	91.67	90.30	98.5	60	60	38	—	22.0	—	68	1615	1.30		
TB 38-8M-50	38	5F	GG	96.77	95.39	103.0	60	60	38	—	22.0	—	72	1615	1.60		
TB 40-8M-50	40	4F	GG	101.86	100.49	106.0	60	60	32	—	14.0	—	82	2012	1.71		
TB 44-8M-50	44	4F	GG	112.05	110.67	119.0	60	60	32	—	14.0	—	91	2012	1.78		
TB 48-8M-50	48	4F	GG	122.23	120.86	127.0	60	60	32	—	14.0	—	95	2012	2.30		
TB 56-8M-50	56	4F	GG	142.60	141.23	148.0	60	60	45	—	7.5	—	116	2517	3.40		
TB 64-8M-50	64	4F	GG	162.97	161.60	168.0	60	60	45	—	7.5	—	137	2517	5.00		
TB 72-8M-50	72	9WF	GG	183.35	181.97	192.0	60	60	45	—	7.5	125	158	2517	6.70		
TB 80-8M-50	80	4	GG	203.72	202.35	—	60	60	51	—	4.5	—	180	3020	8.80		
TB 90-8M-50	90	9W	GG	229.18	227.81	—	60	60	51	—	4.5	170	204	3020	10.00		
TB 112-8M-50	112	9W	GG	285.21	283.83	—	60	60	51	—	4.5	170	260	3020	12.00		
TB 144-8M-50	144	9A	GG	366.69	365.32	—	60	60	51	—	4.5	170	341	3020	15.20		
TB 168-8M-50	168	7A	GG	427.81	426.44	—	60	65	65	—	2.5	170	402	3525	16.40		
TB 192-8M-50	192	7A	GG	488.92	487.55	—	60	65	65	—	2.5	170	460	3525	21.80		

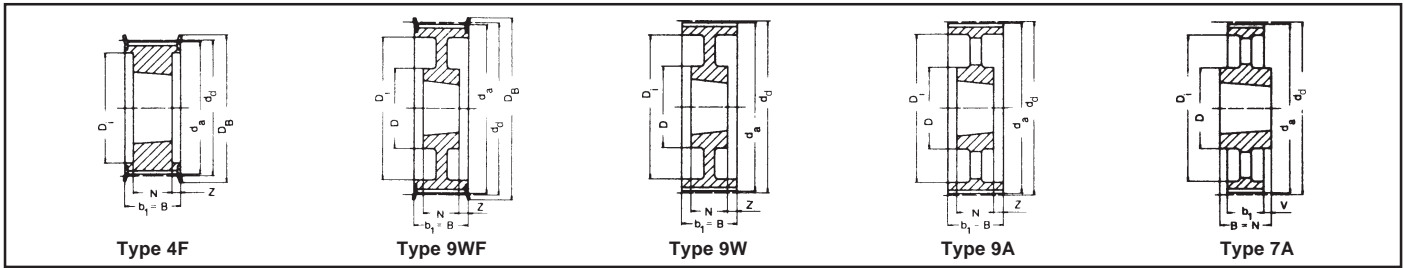
Section 8M – Pitch 8 mm for belt width 85 mm

TB 34-8M-85	34	4F	GG	86.58	85.22	91.0	95	95	38	—	28.5	—	65	1615	1.43		
TB 36-8M-85	36	4F	GG	91.67	90.30	98.5	95	95	38	—	28.5	—	68	1615	1.87		
TB 38-8M-85	38	4F	GG	96.77	95.39	103.0	95	95	38	—	28.5	—	72	1615	2.20		
TB 40-8M-85	40	4F	GG	101.86	100.49	106.0	95	95	32	—	31.5	—	82	2012	1.78		
TB 44-8M-85	44	4F	GG	112.05	110.67	119.0	95	95	32	—	31.5	—	91	2012	2.30		
TB 48-8M-85	48	4F	GG	122.23	120.86	127.0	95	95	45	—	25.0	—	100	2517	2.66		
TB 56-8M-85	56	4F	GG	142.60	141.23	148.0	95	95	45	—	25.0	—	117	2517	4.45		
TB 64-8M-85	64	4F	GG	162.97	161.60	168.0	95	95	45	—	25.0	—	137	2517	6.20		
TB 72-8M-85	72	4F	GG	183.35	181.97	192.0	95	95	51	—	22.0	—	158	3020	8.00		
TB 80-8M-85	80	4	GG	203.72	202.35	—	95	95	51	—	22.0	—	180	3020	10.00		
TB 90-8M-85	90	9W	GG	229.18	227.81	—	95	95	51	—	22.0	170	204	3020	10.80		
TB 112-8M-85	112	9W	GG	285.21	283.83	—	95	95	51	—	22.0	170	260	3020	15.00		
TB 144-8M-85	144	9A	GG	366.69	365.32	—	95	95	76	—	15.0	170	341	3525	20.00		
TB 168-8M-85	168	9A	GG	427.81	426.44	—	95	95	76	—	15.0	170	402	3525	23.00		
TB 192-8M-85	192	9A	GG	488.92	487.55	—	95	95	76	—	15.0	170	460	3525	28.50		

Taper bush	1210	1615	2012	2517	3020	3525
Bore d ₂ (mm) from ... to ...	11-32	14-42	14-50	16-60	25-75	35-90
Euro/each						
£/each						

GG = Cast iron
We reserve the right to make technical changes

Bore diameters d₂ see page 3



Section 14M – Pitch 14 mm for belt width 40 mm

Part No.	No. of teeth	Type	Material	d _d (mm)	d _a (mm)	D _B (mm)	b ₁ (mm)	B (mm)	N (mm)	V (mm)	Z (mm)	D (mm)	D _i (mm)	Taper bush	Weight without bush (≈ kg)	Euro/each without bush	£/each without bush
TB 28-14M-40	28	4F	GG	124.78	122.12	127	54	54	32	—	11.0	—	98	2012	2.00		
TB 29-14M-40	29	4F	GG	129.23	126.57	138	54	54	32	—	11.0	—	100	2012	2.38		
TB 30-14M-40	30	4F	GG	133.69	130.99	138	54	54	32	—	11.0	—	100	2012	2.65		
TB 32-14M-40	32	4F	GG	142.60	139.88	154	54	54	32	—	11.0	—	104	2012	3.40		
TB 34-14M-40	34	4F	GG	151.52	148.79	160	54	54	45	—	4.5	—	110	2517	3.87		
TB 36-14M-40	36	4F	GG	160.43	157.68	168	54	54	45	—	4.5	—	120	2517	4.80		
TB 38-14M-40	38	4F	GG	169.34	166.60	183	54	54	45	—	4.5	—	130	2517	5.40		
TB 40-14M-40	40	4F	GG	178.25	175.49	188	54	54	45	—	4.5	—	138	2517	6.00		
TB 44-14M-40	44	4F	GG	196.08	193.28	211	54	54	51	—	1.5	—	155	3020	7.80		
TB 48-14M-40	48	4F	GG	213.90	211.11	226	54	54	51	—	1.5	—	170	3020	9.40		
TB 56-14M-40	56	9WF	GG	249.55	246.76	256	54	54	51	—	1.5	170	208	3020	10.80		
TB 64-14M-40	64	9WF	GG	285.21	282.41	296	54	54	51	—	1.5	170	242	3020	13.40		
TB 72-14M-40	72	9W	GG	320.86	318.06	—	54	54	51	—	1.5	170	280	3020	15.20		
TB 80-14M-40	80	9A	GG	356.51	353.71	—	54	54	51	—	1.5	170	315	3020	16.00		
TB 90-14M-40	90	9A	GG	401.07	398.28	—	54	54	51	—	1.5	170	360	3020	17.80		
TB 112-14M-40	112	9A	GG	499.11	496.32	—	54	54	51	—	1.5	170	457	3020	25.60		
TB 144-14M-40	144	9A	GG	641.71	638.92	—	54	54	51	—	1.5	170	600	3020	32.00		
TB 168-14M-40	168	9A	GG	748.66	745.87	—	54	54	51	—	1.5	170	706	3020	44.00		
TB 192-14M-40	192	9A	GG	855.62	852.82	—	54	54	51	—	1.5	170	813	3020	49.00		
TB 216-14M-40	216	9A	GG	962.57	959.77	—	54	54	51	—	1.5	170	920	3020	55.00		

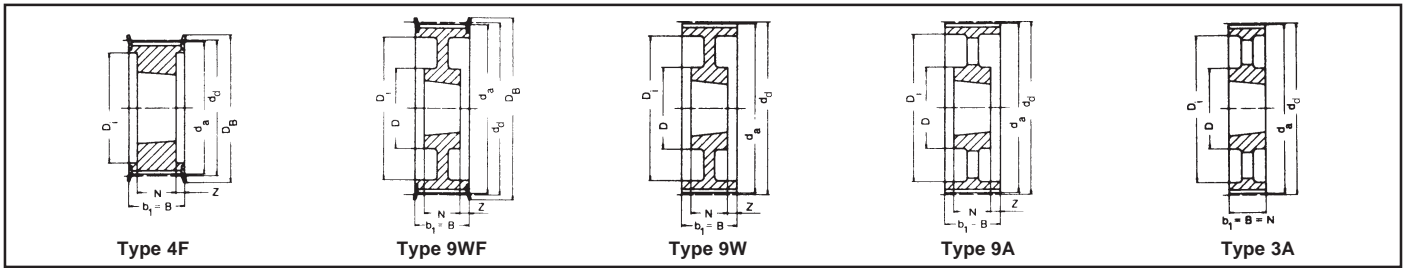
Section 14M – Pitch 14 mm for belt width 55 mm

TB 28-14M-55	28	4F	GG	124.78	122.12	127	70	70	32	—	19.0	—	98	2012	2.20		
TB 29-14M-55	29	4F	GG	129.23	126.57	138	70	70	32	—	19.0	—	100	2012	2.74		
TB 30-14M-55	30	4F	GG	133.69	130.99	138	70	70	45	—	12.5	—	100	2517	2.70		
TB 32-14M-55	32	4F	GG	142.60	139.88	154	70	70	45	—	12.5	—	108	2517	3.66		
TB 34-14M-55	34	4F	GG	151.52	148.79	160	70	70	45	—	12.5	—	110	2517	4.55		
TB 36-14M-55	36	4F	GG	160.43	157.68	168	70	70	45	—	12.5	—	120	2517	5.20		
TB 38-14M-55	38	4F	GG	169.34	166.60	183	70	70	45	—	12.5	—	130	2517	6.20		
TB 40-14M-55	40	4F	GG	178.25	175.49	188	70	70	45	—	12.5	—	138	2517	7.00		
TB 44-14M-55	44	4F	GG	196.08	193.28	211	70	70	51	—	9.5	—	155	3020	8.60		
TB 48-14M-55	48	4F	GG	213.90	211.11	226	70	70	51	—	9.5	—	170	3020	10.40		
TB 56-14M-55	56	9WF	GG	249.55	246.76	256	70	70	51	—	9.5	170	208	3020	12.00		
TB 64-14M-55	64	9WF	GG	285.21	282.41	296	70	70	51	—	9.5	170	242	3020	14.50		
TB 72-14M-55	72	9W	GG	320.86	318.06	—	70	70	51	—	9.5	170	280	3020	16.20		
TB 80-14M-55	80	9A	GG	356.51	353.71	—	70	70	51	—	9.5	170	315	3020	17.50		
TB 90-14M-55	90	9A	GG	401.07	398.28	—	70	70	51	—	9.5	170	360	3020	20.10		
TB 112-14M-55	112	9A	GG	499.11	496.32	—	70	70	51	—	9.5	170	457	3020	28.40		
TB 144-14M-55	144	9A	GG	641.71	638.92	—	70	70	51	—	9.5	170	600	3020	36.20		
TB 168-14M-55	168	9A	GG	748.66	745.87	—	70	70	51	—	9.5	170	706	3020	49.00		
TB 192-14M-55	192	9A	GG	855.62	852.82	—	70	70	51	—	9.5	170	813	3020	53.00		
TB 216-14M-55	216	7A	GG	962.57	959.77	—	70	89	89	9.5	—	190	920	3535	65.80		

Taper bush	2012	2517	3020	3535
Bore d ₂ (mm) from ... to ...	14-50	16-60	25-75	35-90
Euro/each				
£/each				

GG = Cast iron
We reserve the right to make technical changes

Bore diameters d₂ see page 3



Section 14M – Pitch 14 mm for belt width 85 mm

Part No.	No. of teeth	Type	Material	d _d (mm)	d _a (mm)	D _B (mm)	b ₁ (mm)	B (mm)	N (mm)	V (mm)	Z (mm)	D (mm)	D ₁ (mm)	Taper bush	Weight without bush (= kg)	Euro/each without bush	£/each without bush
TB 28-14M-85	28	4F	GG	124.78	122.12	127	102	102	45	—	28.5	—	98	2517	2.70		
TB 29-14M-85	29	4F	GG	129.23	126.57	138	102	102	45	—	28.5	—	100	2517	3.40		
TB 30-14M-85	30	4F	GG	133.69	130.99	138	102	102	45	—	28.5	—	100	2517	3.75		
TB 32-14M-85	32	4F	GG	142.60	139.88	154	102	102	45	—	28.5	—	108	2517	4.80		
TB 34-14M-85	34	4F	GG	151.52	148.79	160	102	102	45	—	28.5	—	110	2517	6.00		
TB 36-14M-85	36	4F	GG	160.43	157.68	168	102	102	51	—	25.5	—	120	3020	5.80		
TB 38-14M-85	38	4F	GG	169.34	166.60	183	102	102	51	—	25.5	—	130	3020	6.80		
TB 40-14M-85	40	4F	GG	178.25	175.49	188	102	102	51	—	25.5	—	138	3020	8.00		
TB 44-14M-85	44	4F	GG	196.08	193.28	211	102	102	76	—	13.0	—	155	3030	11.80		
TB 48-14M-85	48	4F	GG	213.90	211.11	226	102	102	76	—	13.0	—	170	3030	15.10		
TB 56-14M-85	56	4F	GG	249.55	246.76	256	102	102	65	—	18.5	190	210	3525	19.00		
TB 64-14M-85	64	9WF	GG	285.21	282.41	296	102	102	65	—	18.5	190	242	3525	23.00		
TB 72-14M-85	72	9W	GG	320.86	318.06	—	102	102	65	—	18.5	190	280	3525	25.00		
TB 80-14M-85	80	9A	GG	356.51	353.71	—	102	102	65	—	18.5	190	315	3525	26.00		
TB 90-14M-85	90	9A	GG	401.07	398.28	—	102	102	65	—	18.5	190	360	3525	27.80		
TB 112-14M-85	112	9A	GG	499.11	496.32	—	102	102	65	—	18.5	190	457	3525	36.50		
TB 144-14M-85	144	9A	GG	641.71	638.92	—	102	102	65	—	18.5	190	600	3525	48.00		
TB 168-14M-85	168	9A	GG	748.66	745.87	—	102	102	65	—	18.5	190	706	3525	60.00		
TB 192-14M-85	192	3A	GG	855.62	852.82	—	102	102	102	—	—	230	813	4040	86.00		
TB 216-14M-85	216	3A	GG	962.57	959.77	—	102	102	102	—	—	230	920	4040	91.50		

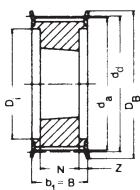
Section 14M – Pitch 14 mm for belt width 115 mm

TB 28-14M-115	28	4F	GG	124.78	122.12	127	133	133	45	—	44.0	—	98	2517	3.77		
TB 29-14M-115	29	4F	GG	129.23	126.57	138	133	133	45	—	44.0	—	100	2517	4.00		
TB 30-14M-115	30	4F	GG	133.69	130.99	138	133	133	45	—	44.0	—	100	2517	5.00		
TB 32-14M-115	32	4F	GG	142.60	139.88	154	133	133	45	—	44.0	—	108	2517	6.80		
TB 34-14M-115	34	4F	GG	151.52	148.79	160	133	133	45	—	44.0	—	110	2517	6.80		
TB 36-14M-115	36	4F	GG	160.43	157.68	168	133	133	51	—	41.0	—	120	3020	7.00		
TB 38-14M-115	38	4F	GG	169.34	166.60	183	133	133	51	—	41.0	—	130	3020	8.40		
TB 40-14M-115	40	4F	GG	178.25	175.49	188	133	133	51	—	41.0	—	140	3020	9.20		
TB 44-14M-115	44	4F	GG	196.08	193.28	211	133	133	76	—	28.5	—	155	3030	14.00		
TB 48-14M-115	48	4F	GG	213.90	211.11	226	133	133	76	—	28.5	—	170	3030	17.10		
TB 56-14M-115	56	4F	GG	249.55	246.76	256	133	133	89	—	22.0	—	210	3535	24.80		
TB 64-14M-115	64	9WF	GG	285.21	282.41	296	133	133	89	—	22.0	190	242	3535	27.00		
TB 72-14M-115	72	9W	GG	320.86	318.06	—	133	133	89	—	22.0	190	280	3535	29.00		
TB 80-14M-115	80	9A	GG	356.51	353.71	—	133	133	89	—	22.0	190	315	3535	32.00		
TB 90-14M-115	90	9A	GG	401.07	398.28	—	133	133	89	—	22.0	190	360	3535	36.50		
TB 112-14M-115	112	9A	GG	499.11	496.32	—	133	133	89	—	22.0	190	457	3535	46.00		
TB 144-14M-115	144	9A	GG	641.71	638.92	—	133	133	102	—	15.5	230	600	4040	68.00		
TB 168-14M-115	168	9A	GG	748.66	745.87	—	133	133	102	—	15.5	230	706	4040	82.60		
TB 192-14M-115	192	9A	GG	855.62	852.82	—	133	133	102	—	15.5	230	813	4040	96.00		
TB 216-14M-115	216	9A	GG	962.57	959.77	—	133	133	102	—	15.5	230	920	4040	107.00		

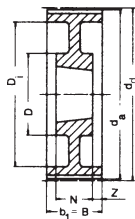
Taper bush	2517	3020	3030	3525	3535	4040
Bore d ₂ (mm) from ... to ...	16-60	25-75	35-75	35-90	35-90	40-100
Euro/each						
£/each						

GG = Cast iron
We reserve the right to make technical changes

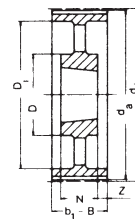
Bore diameters d₂ see page 3



Type 4F



Type 9W



Type 9A

Section 14M – Pitch/Pitch 14 mm for belt width/for belt width 170 mm

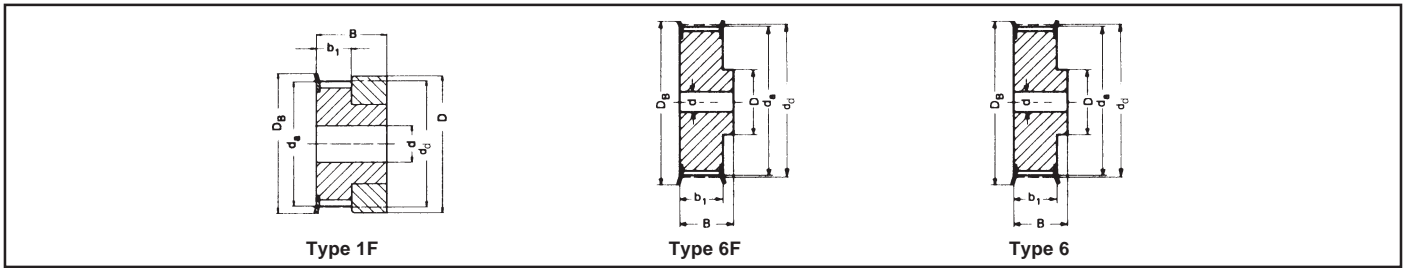
Part No.	No. of teeth	Type	Material	d _d (mm)	d _a (mm)	D _B (mm)	b ₁ (mm)	B (mm)	N (mm)	V (mm)	Z (mm)	D (mm)	D _i (mm)	Taper bush	Weight without bush (≈ kg)	Euro/each without bush	£/each without bush
TB 38-14M-170*	38	4F	GG	169.34	166.60	183	187	187	76	—	55.5	—	130	3030	11.70		
TB 40-14M-170*	40	4F	GG	178.25	175.49	188	187	187	76	—	55.5	—	140	3030	13.00		
TB 44-14M-170*	44	4F	GG	196.08	193.28	211	187	187	89	—	49.0	—	155	3535	15.00		
TB 48-14M-170*	48	4F	GG	213.90	211.11	226	187	187	89	—	49.0	—	175	3535	19.00		
TB 56-14M-170*	56	4F	GG	249.55	246.76	256	187	187	89	—	49.0	—	210	3535	28.50		
TB 64-14M-170*	64	4F	GG	285.21	282.41	296	187	187	102	—	42.5	—	240	4040	41.00		
TB 72-14M-170*	72	9W	GG	320.86	318.06	—	187	187	102	—	42.5	230	280	4040	46.90		
TB 80-14M-170*	80	9W	GG	356.51	353.71	—	187	187	102	—	42.5	230	315	4040	48.00		
TB 90-14M-170*	90	9A	GG	401.07	398.28	—	187	187	102	—	42.5	230	360	4040	52.50		
TB 112-14M-170*	112	9A	GG	499.11	496.32	—	187	187	127	—	30.0	265	457	5050	74.50		
TB 144-14M-170*	144	9A	GG	641.71	638.92	—	187	187	127	—	30.0	265	600	5050	91.00		
TB 168-14M-170*	168	9A	GG	748.66	745.87	—	187	187	127	—	30.0	265	706	5050	116.00		
TB 192-14M-170*	192	9A	GG	855.62	852.82	—	187	187	127	—	30.0	265	813	5050	134.00		
TB 216-14M-170*	216	9A	GG	962.57	959.77	—	187	187	127	—	30.0	265	920	5050	146.50		

HTD® Pulleys section 20M on request.

Taper bush	3030	3535	4040	5050
Bore d ₂ (mm) from ... to ...	35-75	35-90	40-100	70-125
Euro/each				
£/each				

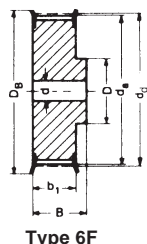
GG = Cast iron
We reserve the right to make technical changes
* Non stock items

Bore diameters d₂ see page 3

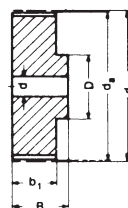


Section T 2,5 – Pitch 2,5 mm for belt width 4 and 6 mm

Part No.	No. of teeth	Type	Material	d _d (mm)	d _a (mm)	D _B (mm)	b ₁ (mm)	B (mm)	D (mm)	D _i (mm)	Pilot bore d (mm)	Finished bore d _{max} (mm)	Weight (= kg)	Euro each	£ each
16 T2.5/12-2	12	1F	Al	9.55	9.00	13.0	9	16	12	—	—	3	0.003		
16 T2.5/14-2	14	1F	Al	11.14	10.60	15.0	9	16	14	—	—	4	0.004		
16 T2.5/15-2	15	1F	Al	11.94	11.40	15.0	9	16	15	—	—	4	0.005		
16 T2.5/16-2	16	1F	Al	12.73	12.20	16.0	9	16	16	—	—	5	0.005		
16 T2.5/18-2	18	6F	Al	14.32	13.80	17.5	10	16	9.5	—	4	6	0.006		
16 T2.5/19-2	19	6F	Al	15.12	14.60	18.0	10	16	9.5	—	4	6	0.007		
16 T2.5/20-2	20	6F	Al	15.92	15.40	19.5	10	16	10	—	4	6	0.008		
16 T2.5/22-2	22	6F	Al	17.51	17.00	23.0	10	16	10	—	4	6	0.009		
16 T2.5/24-2	24	6F	Al	19.10	18.55	23.0	10	16	12	—	4	6	0.012		
16 T2.5/25-2	25	6F	Al	19.90	19.35	23.0	10	16	12	—	4	8	0.013		
16 T2.5/26-2	26	6F	Al	20.70	20.15	25.0	10	16	13	—	4	8	0.014		
16 T2.5/28-2	28	6F	Al	22.28	21.75	25.0	10	16	13	—	4	8	0.016		
16 T2.5/30-2	30	6F	Al	23.87	23.35	28.0	10	16	16	—	6	10	0.018		
16 T2.5/32-2	32	6F	Al	25.47	24.95	32.0	10	16	16	—	6	10	0.020		
16 T2.5/36-2	36	6F	Al	28.65	28.10	36.0	10	16	20	—	6	12	0.026		
16 T2.5/40-2	40	6F	Al	31.83	31.30	38.0	10	16	20	—	6	12	0.032		
16 T2.5/44-2	44	6F	Al	35.02	34.50	42.0	10	16	24	—	6	14	0.040		
16 T2.5/48-0	48	6	Al	38.20	37.70	—	10	16	26	—	6	15	0.048		
16 T2.5/60-0	60	6	Al	47.75	47.25	—	10	16	34	—	8	18	0.073		



Type 6F



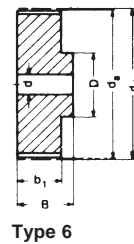
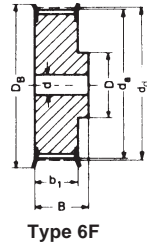
Type 6

Section T 5 – Pitch 5 mm for belt width 10 mm

Part No.	No. of teeth	Type	Material	d _d (mm)	d _a (mm)	D _B (mm)	b ₁ (mm)	B (mm)	D (mm)	D _i (mm)	Pilot bore d (mm)	Finished bore d _{max} (mm)	Weight (= kg)	Euro each	£ each
21 T5/10-2	10	6F	Al	15.92	15.05	19.5	15	21	8	—	—	5	0.012		
21 T5/12-2	12	6F	Al	19.01	18.25	23.0	15	21	10	—	—	6	0.016		
21 T5/14-2	14	6F	Al	22.29	21.45	25.0	15	21	13	—	—	8	0.019		
21 T5/15-2	15	6F	Al	23.88	23.05	28.0	15	21	16	—	6	10	0.021		
21 T5/16-2	16	6F	Al	25.47	24.60	32.0	15	21	18	—	6	11	0.025		
21 T5/18-2	18	6F	Al	28.65	27.80	32.0	15	21	19	—	6	12	0.031		
21 T5/19-2	19	6F	Al	30.25	29.40	36.0	15	21	22	—	6	12	0.036		
21 T5/20-2	20	6F	Al	31.83	31.00	36.0	15	21	23	—	6	14	0.038		
21 T5/22-2	22	6F	Al	35.12	34.25	38.0	15	21	24	—	6	15	0.046		
21 T5/24-2	24	6F	Al	38.21	37.40	42.0	15	21	26	—	6	15	0.054		
21 T5/25-2	25	6F	Al	39.80	39.00	44.0	15	21	26	—	6	15	0.058		
21 T5/26-2	26	6F	Al	41.47	40.60	44.0	15	21	26	—	6	16	0.062		
21 T5/27-2	27	6F	Al	42.98	42.20	48.0	15	21	30	—	8	18	0.064		
21 T5/28-2	28	6F	Al	44.62	43.75	48.0	15	21	32	—	8	18	0.071		
21 T5/30-2	30	6F	Al	47.76	46.95	51.0	15	21	34	—	8	18	0.075		
21 T5/32-2	32	6F	Al	50.94	50.10	54.0	15	21	38	—	8	22	0.088		
21 T5/36-2	36	6F	Al	57.31	56.45	63.0	15	21	38	—	8	22	0.114		
21 T5/40-2	40	6F	Al	63.66	62.85	66.0	15	21	40	—	8	23	0.138		
21 T5/42-2	42	6F	Al	66.87	66.00	71.0	15	21	40	—	8	24	0.180		
21 T5/44-0	44	6	Al	70.07	69.20	—	15	21	45	—	8	26	0.185		
21 T5/48-0	48	6	Al	76.42	75.55	—	15	21	50	—	8	28	0.200		
21 T5/60-0	60	6	Al	95.52	94.65	—	15	21	65	—	8	35	0.307		

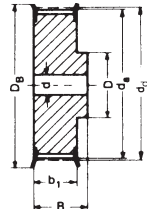
Section T 5 – Pitch 5 mm for belt width 16 mm

27 T5/10-2	10	6F	Al	15.92	15.05	19.5	21	27	8	—	—	5	0.016		
27 T5/12-2	12	6F	Al	19.01	18.25	23.0	21	27	10	—	—	6	0.022		
27 T5/14-2	14	6F	Al	22.29	21.45	25.0	21	27	13	—	—	8	0.026		
27 T5/15-2	15	6F	Al	23.88	23.05	28.0	21	27	16	—	6	10	0.029		
27 T5/16-2	16	6F	Al	25.47	24.60	32.0	21	27	18	—	6	11	0.035		
27 T5/18-2	18	6F	Al	28.65	27.80	32.0	21	27	19	—	6	12	0.043		
27 T5/19-2	19	6F	Al	30.25	29.40	36.0	21	27	22	—	6	12	0.049		
27 T5/20-2	20	6F	Al	31.83	31.00	36.0	21	27	23	—	6	14	0.053		
27 T5/22-2	22	6F	Al	35.12	34.25	38.0	21	27	24	—	6	15	0.054		
27 T5/24-2	24	6F	Al	38.21	37.40	42.0	21	27	26	—	6	15	0.076		
27 T5/25-2	25	6F	Al	39.80	39.00	44.0	21	27	26	—	6	15	0.081		
27 T5/26-2	26	6F	Al	41.47	40.60	44.0	21	27	26	—	6	16	0.085		
27 T5/27-2	27	6F	Al	42.98	42.20	48.0	21	27	30	—	8	18	0.090		
27 T5/28-2	28	6F	Al	44.62	43.75	48.0	21	27	32	—	8	18	0.092		
27 T5/30-2	30	6F	Al	47.76	46.95	51.0	21	27	34	—	8	18	0.105		
27 T5/32-2	32	6F	Al	50.94	50.10	54.0	21	27	38	—	8	22	0.123		
27 T5/36-2	36	6F	Al	57.31	56.45	63.0	21	27	38	—	8	22	0.160		
27 T5/40-2	40	6F	Al	63.66	62.85	66.0	21	27	40	—	8	23	0.193		
27 T5/42-2	42	6F	Al	66.87	66.00	71.0	21	27	40	—	8	24	0.205		
27 T5/44-0	44	6	Al	70.07	69.20	—	21	27	45	—	8	26	0.228		
27 T5/48-0	48	6	Al	76.42	75.55	—	21	27	50	—	8	28	0.280		
27 T5/60-0	60	6	Al	95.52	94.65	—	21	27	65	—	8	35	0.430		

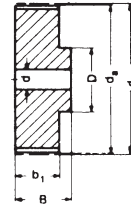


Section T 5 – Pitch 5 mm for belt width 25 mm

Part No.	No. of teeth	Type	Material	d _d (mm)	d _a (mm)	D _B (mm)	b ₁ (mm)	B (mm)	D (mm)	D _i (mm)	Pilot bore d (mm)	Finished bore d _{max} (mm)	Weight (≈ kg)	Euro each	£ each
36 T5/10-2	10	6F	Al	15.92	15.05	19.5	30	36	8	—	—	5	0.023		
36 T5/12-2	12	6F	Al	19.01	18.25	23.0	30	36	10	—	—	6	0.031		
36 T5/14-2	14	6F	Al	22.29	21.45	25.0	30	36	13	—	—	8	0.037		
36 T5/15-2	15	6F	Al	23.88	23.05	28.0	30	36	16	—	6	10	0.041		
36 T5/16-2	16	6F	Al	25.47	24.60	32.0	30	36	18	—	6	11	0.050		
36 T5/18-2	18	6F	Al	28.65	27.80	32.0	30	36	19	—	6	12	0.061		
36 T5/19-2	19	6F	Al	30.25	29.40	36.0	30	36	22	—	6	12	0.070		
36 T5/20-2	20	6F	Al	31.83	31.00	36.0	30	36	23	—	6	14	0.076		
36 T5/22-2	22	6F	Al	35.12	34.25	38.0	30	36	24	—	6	15	0.080		
36 T5/24-2	24	6F	Al	38.21	37.40	42.0	30	36	26	—	8	15	0.109		
36 T5/25-2	25	6F	Al	39.80	39.00	44.0	30	36	26	—	8	15	0.116		
36 T5/26-2	26	6F	Al	41.47	40.60	44.0	30	36	26	—	8	16	0.120		
36 T5/27-2	27	6F	Al	42.98	42.20	48.0	30	36	30	—	8	18	0.128		
36 T5/28-2	28	6F	Al	44.62	43.75	48.0	30	36	32	—	8	18	0.135		
36 T5/30-2	30	6F	Al	47.76	46.95	51.0	30	36	34	—	8	18	0.150		
36 T5/32-2	32	6F	Al	50.94	50.10	54.0	30	36	38	—	8	22	0.176		
36 T5/36-2	36	6F	Al	57.31	56.45	63.0	30	36	38	—	8	22	0.230		
36 T5/40-2	40	6F	Al	63.66	62.85	66.0	30	36	40	—	8	23	0.276		
36 T5/42-2	42	6F	Al	66.87	66.00	71.0	30	36	40	—	8	24	0.284		
36 T5/44-0	44	6	Al	70.07	69.20	—	30	36	45	—	8	26	0.315		
36 T5/48-0	48	6	Al	76.42	75.55	—	30	36	50	—	8	28	0.400		
36 T5/60-0	60	6	Al	95.52	94.65	—	30	36	65	—	8	35	0.614		



Type 6F



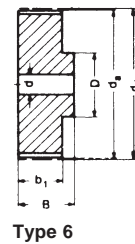
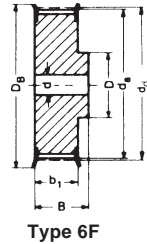
Type 6

Section T 10 – Pitch 10 mm for belt width 16 mm

Part No.	No. of teeth	Type	Material	d _d (mm)	d _a (mm)	D _B (mm)	b ₁ (mm)	B (mm)	D (mm)	D _i (mm)	Pilot bore d (mm)	Finished bore d _{max} (mm)	Weight (= kg)	Euro each	£ each
31 T10/12-2	12	6F	Al	38.20	36.35	42	21	31	28	—	6	16	0.076		
31 T10/14-2	14	6F	Al	44.56	42.70	48	21	31	32	—	8	18	0.104		
31 T10/15-2	15	6F	Al	47.75	45.90	51	21	31	32	—	8	18	0.116		
31 T10/16-2	16	6F	Al	50.93	49.05	54	21	31	35	—	8	20	0.134		
31 T10/18-2	18	6F	Al	57.29	55.45	60	21	31	40	—	8	22	0.167		
31 T10/19-2	19	6F	Al	60.48	58.60	66	21	31	44	—	8	22	0.184		
31 T10/20-2	20	6F	Al	63.66	61.80	66	21	31	46	—	8	24	0.208		
31 T10/22-2	22	6F	Al	70.03	68.15	75	21	31	52	—	8	28	0.253		
31 T10/24-2	24	6F	Al	76.39	74.55	83	21	31	58	—	8	30	0.288		
31 T10/25-2	25	6F	Al	79.58	77.70	83	21	31	60	—	8	30	0.310		
31 T10/26-2	26	6F	Al	82.76	80.90	87	21	31	60	—	8	30	0.357		
31 T10/27-2	27	6F	Al	85.95	84.10	91	21	31	60	—	8	30	0.364		
31 T10/28-2	28	6F	Al	89.13	87.25	93	21	31	60	—	8	30	0.401		
31 T10/30-2	30	6F	Al	95.49	93.65	97	21	31	60	—	8	30	0.441		
31 T10/32-2	32	6F	Al	101.86	100.00	106	21	31	65	—	10	32	0.493		
31 T10/36-2	36	6F	Al	114.59	112.75	119	21	31	70	—	10	35	0.623		
31 T10/40-2	40	6F	Al	127.32	125.45	131	21	31	80	—	10	40	0.767		
31 T10/44-0	44	6	Al	140.06	138.20	—	21	31	88	—	10	46	0.993		
31 T10/48-0	48	6	Al	152.78	150.95	—	21	31	95	—	16	48	1.090		
31 T10/60-0	60	6	Al	190.98	189.10	—	21	31	110	—	16	60	1.710		

Section T 10 – Pitch 10 mm for belt width 25 mm

40 T10/12-2	12	6F	Al	38.20	36.35	42	30	40	28	—	6	16	0.099		
40 T10/14-2	14	6F	Al	44.56	42.70	48	30	40	32	—	8	18	0.134		
40 T10/15-2	15	6F	Al	47.75	45.90	51	30	40	32	—	8	18	0.152		
40 T10/16-2	16	6F	Al	50.93	49.05	54	30	40	35	—	8	20	0.176		
40 T10/18-2	18	6F	Al	57.29	55.45	60	30	40	40	—	8	22	0.224		
40 T10/19-2	19	6F	Al	60.48	58.60	66	30	40	44	—	8	22	0.247		
40 T10/20-2	20	6F	Al	63.66	61.80	66	30	40	46	—	8	24	0.276		
40 T10/22-2	22	6F	Al	70.03	68.15	75	30	40	52	—	8	28	0.337		
40 T10/24-2	24	6F	Al	76.39	74.55	83	30	40	58	—	8	30	0.392		
40 T10/25-2	25	6F	Al	79.58	77.70	83	30	40	60	—	8	30	0.422		
40 T10/26-2	26	6F	Al	82.76	80.90	87	30	40	60	—	8	30	0.477		
40 T10/27-2	27	6F	Al	85.95	84.10	91	30	40	60	—	8	30	0.536		
40 T10/28-2	28	6F	Al	89.13	87.25	93	30	40	60	—	8	30	0.540		
40 T10/30-2	30	6F	Al	95.49	93.65	97	30	40	60	—	8	30	0.640		
40 T10/32-2	32	6F	Al	101.86	100.00	106	30	40	65	—	10	32	0.693		
40 T10/36-2	36	6F	Al	114.59	112.75	119	30	40	70	—	10	35	0.873		
40 T10/40-2	40	6F	Al	127.32	125.45	131	30	40	80	—	10	40	1.067		
40 T10/44-0	44	6	Al	140.06	138.20	—	30	40	88	—	10	46	1.350		
40 T10/48-0	48	6	Al	152.78	150.95	—	30	40	95	—	16	48	1.516		
40 T10/60-0	60	6	Al	190.98	189.10	—	30	40	110	—	16	60	2.339		

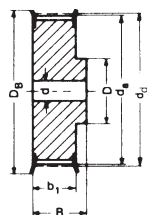


Section T 10 – Pitch 10 mm for belt width 32 mm

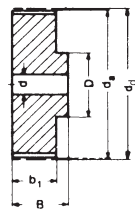
Part No.	No. of teeth	Type	Material	d _d (mm)	d _a (mm)	D _B (mm)	b ₁ (mm)	B (mm)	D (mm)	D _i (mm)	Pilot bore d (mm)	Finished bore d _{max} (mm)	Weight (≈ kg)	Euro each	£ each
47 T10/18-2	18	6F	Al	57.29	55.45	60	37	47	40	—	10	22	0.253		
47 T10/19-2	19	6F	Al	60.48	58.60	66	37	47	44	—	10	22	0.286		
47 T10/20-2	20	6F	Al	63.66	61.80	66	37	47	46	—	12	24	0.322		
47 T10/22-2	22	6F	Al	70.03	68.15	75	37	47	52	—	12	28	0.393		
47 T10/24-2	24	6F	Al	76.39	74.55	83	37	47	58	—	12	30	0.475		
47 T10/25-2	25	6F	Al	79.58	77.70	83	37	47	60	—	12	30	0.527		
47 T10/26-2	26	6F	Al	82.76	80.90	87	37	47	60	—	12	30	0.564		
47 T10/27-2	27	6F	Al	85.95	84.10	91	37	47	60	—	12	30	0.602		
47 T10/28-2	28	6F	Al	89.13	87.25	93	37	47	60	—	12	30	0.642		
47 T10/30-2	30	6F	Al	95.49	93.65	97	37	47	60	—	12	30	0.740		
47 T10/32-2	32	6F	Al	101.86	100.00	106	37	47	65	—	12	32	0.844		
47 T10/36-2	36	6F	Al	114.59	112.75	119	37	47	70	—	16	35	1.083		
47 T10/40-2	40	6F	Al	127.32	125.45	131	37	47	80	—	16	40	1.317		
47 T10/44-0	44	6	Al	140.06	138.20	—	37	47	88	—	16	46	1.611		
47 T10/48-0	48	6	Al	152.78	150.95	—	37	47	95	—	16	48	1.931		
47 T10/60-0	60	6	Al	190.98	189.10	—	37	47	110	—	16	60	3.004		

Section T 10 – Pitch 10 mm for belt width 50 mm

66 T10/18-2	18	6F	Al	57.29	55.45	60	56	66	40	—	10	22	0.422		
66 T10/19-2	19	6F	Al	60.48	58.60	66	56	66	44	—	10	22	0.466		
66 T10/20-2	20	6F	Al	63.66	61.80	66	56	66	46	—	12	24	0.520		
66 T10/22-2	22	6F	Al	70.03	68.15	75	56	66	52	—	12	28	0.570		
66 T10/24-2	24	6F	Al	76.39	74.55	83	56	66	58	—	12	30	0.736		
66 T10/25-2	25	6F	Al	79.58	77.70	83	56	66	60	—	12	30	0.766		
66 T10/26-2	26	6F	Al	82.76	80.90	87	56	66	60	—	12	30	0.816		
66 T10/27-2	27	6F	Al	85.95	84.10	91	56	66	60	—	12	30	0.946		
66 T10/28-2	28	6F	Al	89.13	87.25	93	56	66	60	—	12	30	0.960		
66 T10/30-2	30	6F	Al	95.49	93.65	97	56	66	60	—	12	30	1.169		
66 T10/32-2	32	6F	Al	101.86	100.00	106	56	66	65	—	12	32	1.300		
66 T10/36-2	36	6F	Al	114.59	112.75	119	56	66	70	—	16	35	1.637		
66 T10/40-2	40	6F	Al	127.32	125.45	131	56	66	80	—	16	40	1.999		
66 T10/44-0	44	6	Al	140.06	138.20	—	56	66	88	—	16	46	2.357		
66 T10/48-0	48	6	Al	152.78	150.95	—	56	66	95	—	16	48	2.830		
66 T10/60-0	60	6	Al	190.98	189.10	—	56	66	110	—	16	60	4.366		



Type 6F



Type 6

Section AT 5 – Pitch 5 mm for belt width 10 mm

Part No.	No. of teeth	Type	Material	d _d (mm)	d _a (mm)	D _B (mm)	b ₁ (mm)	B (mm)	D (mm)	Pilot bore d (mm)	Finished bore d _{max} (mm)	Weight (= kg)	Euro each	£ each
21 AT 5/12-2	12	6F	Al	19.01	17.85	23.0	15	21	10	—	6	0.016		
21 AT 5/14-2	14	6F	Al	22.29	21.05	25.0	15	21	13	—	8	0.019		
21 AT 5/15-2	15	6F	Al	23.88	22.65	28.0	15	21	16	6	10	0.021		
21 AT 5/16-2	16	6F	Al	25.47	24.20	32.0	15	21	18	6	11	0.025		
21 AT 5/18-2	18	6F	Al	28.65	27.40	32.0	15	21	19	6	12	0.031		
21 AT 5/19-2	19	6F	Al	30.25	29.00	36.0	15	21	22	6	12	0.036		
21 AT 5/20-2	20	6F	Al	31.83	30.60	36.0	15	21	23	6	14	0.038		
21 AT 5/22-2	22	6F	Al	35.12	33.85	38.0	15	21	24	6	15	0.046		
21 AT 5/24-2	24	6F	Al	38.21	37.00	42.0	15	21	26	6	15	0.054		
21 AT 5/25-2	25	6F	Al	39.80	38.60	44.0	15	21	26	6	15	0.058		
21 AT 5/26-2	26	6F	Al	41.47	40.20	44.0	15	21	26	6	16	0.062		
21 AT 5/27-2	27	6F	Al	42.98	41.80	48.0	15	21	30	8	18	0.064		
21 AT 5/28-2	28	6F	Al	44.62	43.35	48.0	15	21	32	8	18	0.071		
21 AT 5/30-2	30	6F	Al	47.76	46.55	51.0	15	21	34	8	18	0.075		
21 AT 5/32-2	32	6F	Al	50.94	49.70	54.0	15	21	38	8	22	0.088		
21 AT 5/36-2	36	6F	Al	57.31	56.05	63.0	15	21	38	8	22	0.114		
21 AT 5/40-2	40	6F	Al	63.66	62.45	66.0	15	21	40	8	23	0.138		
21 AT 5/42-2	42	6F	Al	66.87	65.60	71.0	15	21	40	8	24	0.180		
21 AT 5/44-0	44	6	Al	70.07	68.80	—	15	21	45	8	26	0.185		
21 AT 5/48-0	48	6	Al	76.42	75.15	—	15	21	50	8	28	0.200		
21 AT 5/60-0	60	6	Al	95.52	94.25	—	15	21	65	8	35	0.307		

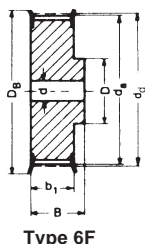
Section AT 5 – Pitch 5 mm for belt width 16 mm

27 AT 5/12-2	12	6F	Al	19.01	17.85	23.0	21	27	10	—	6	0.022		
27 AT 5/14-2	14	6F	Al	22.29	21.05	25.0	21	27	13	—	8	0.026		
27 AT 5/15-2	15	6F	Al	23.88	22.65	28.0	21	27	16	6	10	0.029		
27 AT 5/16-2	16	6F	Al	25.47	24.20	32.0	21	27	18	6	11	0.035		
27 AT 5/18-2	18	6F	Al	28.65	27.40	32.0	21	27	19	6	12	0.043		
27 AT 5/19-2	19	6F	Al	30.25	29.00	36.0	21	27	22	6	12	0.049		
27 AT 5/20-2	20	6F	Al	31.83	30.60	36.0	21	27	23	6	14	0.053		
27 AT 5/22-2	22	6F	Al	35.12	33.85	38.0	21	27	24	6	21	0.054		
27 AT 5/24-2	24	6F	Al	38.21	37.00	42.0	21	27	26	6	21	0.076		
27 AT 5/25-2	25	6F	Al	39.80	38.60	44.0	21	27	26	6	21	0.081		
27 AT 5/26-2	26	6F	Al	41.47	40.20	44.0	21	27	26	6	16	0.085		
27 AT 5/27-2	27	6F	Al	42.98	41.80	48.0	21	27	30	8	18	0.090		
27 AT 5/28-2	28	6F	Al	44.62	43.35	48.0	21	27	32	8	18	0.092		
27 AT 5/30-2	30	6F	Al	47.76	46.55	51.0	21	27	34	8	18	0.105		
27 AT 5/32-2	32	6F	Al	50.94	49.70	54.0	21	27	38	8	22	0.123		
27 AT 5/36-2	36	6F	Al	57.31	56.05	63.0	21	27	38	8	22	0.160		
27 AT 5/40-2	40	6F	Al	63.66	62.45	66.0	21	27	40	8	23	0.193		
27 AT 5/42-2	42	6F	Al	66.87	65.60	71.0	21	27	40	8	24	0.205		
27 AT 5/44-0	44	6	Al	70.07	68.80	—	21	27	45	8	26	0.228		
27 AT 5/48-0	48	6	Al	76.42	75.15	—	21	27	50	8	28	0.280		
27 AT 5/60-0	60	6	Al	95.52	94.25	—	21	27	65	8	35	0.430		

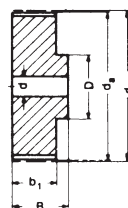


Section AT 5 – Pitch 5 mm for belt width 25 mm

Part No.	No. of teeth	Type	Material	d _d (mm)	d _a (mm)	D _B (mm)	b ₁ (mm)	B (mm)	D (mm)	Pilot bore d (mm)	Finished bore d _{max} (mm)	Weight (= kg)	Euro each	£ each
36 AT 5/12-2	12	6F	Al	19.01	17.85	23.0	30	36	10	—	6	0.031		
36 AT 5/14-2	14	6F	Al	22.29	21.05	25.0	30	36	13	—	8	0.037		
36 AT 5/15-2	15	6F	Al	23.88	22.65	28.0	30	36	16	6	10	0.041		
36 AT 5/16-2	16	6F	Al	25.47	24.20	32.0	30	36	18	6	11	0.050		
36 AT 5/18-2	18	6F	Al	28.65	27.40	32.0	30	36	19	6	12	0.061		
36 AT 5/19-2	19	6F	Al	30.25	29.00	36.0	30	36	22	6	12	0.070		
36 AT 5/20-2	20	6F	Al	31.83	30.60	36.0	30	36	23	6	14	0.076		
36 AT 5/22-2	22	6F	Al	35.12	33.85	38.0	30	36	24	6	15	0.080		
36 AT 5/24-2	24	6F	Al	38.21	37.00	42.0	30	36	26	8	15	0.109		
36 AT 5/25-2	25	6F	Al	39.80	38.60	44.0	30	36	26	8	15	0.116		
36 AT 5/26-2	26	6F	Al	41.47	40.20	44.0	30	36	26	8	16	0.120		
36 AT 5/27-2	27	6F	Al	42.98	41.80	48.0	30	36	30	8	18	0.128		
36 AT 5/28-2	28	6F	Al	44.62	43.35	48.0	30	36	32	8	18	0.135		
36 AT 5/30-2	30	6F	Al	47.76	46.55	51.0	30	36	34	8	18	0.150		
36 AT 5/32-2	32	6F	Al	50.94	49.70	54.0	30	36	38	8	22	0.176		
36 AT 5/36-2	36	6F	Al	57.31	56.05	63.0	30	36	38	8	22	0.230		
36 AT 5/40-2	40	6F	Al	63.66	62.45	66.0	30	36	40	8	23	0.276		
36 AT 5/42-2	42	6F	Al	66.87	65.60	71.0	30	36	40	8	24	0.284		
36 AT 5/44-0	44	6	Al	70.07	68.80	—	30	36	45	8	26	0.315		
36 AT 5/48-0	48	6	Al	76.42	75.15	—	30	36	50	8	28	0.400		
36 AT 5/60-0	60	6	Al	95.52	94.25	—	30	36	65	8	35	0.614		



Type 6F



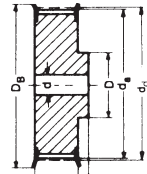
Type 6

Section AT 10 – Pitch 10 mm for belt width 16 mm

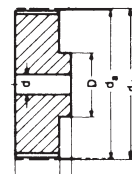
Part No.	No. of teeth	Type	Material	d _d (mm)	d _a (mm)	D _B (mm)	b ₁ (mm)	B (mm)	D (mm)	Pilot bore d (mm)	Finished bore d _{max} (mm)	Weight (= kg)	Euro each	£ each
31 AT 10/15-2	15	6F	Al	47.75	45.90	51	21	31	32	8	18	0.116		
31 AT 10/16-2	16	6F	Al	50.93	49.05	54	21	31	35	8	20	0.134		
31 AT 10/18-2	18	6F	Al	57.29	55.45	60	21	31	40	8	22	0.167		
31 AT 10/19-2	19	6F	Al	60.48	58.60	66	21	31	44	8	22	0.184		
31 AT 10/20-2	20	6F	Al	63.66	61.80	66	21	31	46	8	24	0.208		
31 AT 10/22-2	22	6F	Al	70.03	68.15	75	21	31	52	8	28	0.253		
31 AT 10/24-2	24	6F	Al	76.39	74.55	83	21	31	58	8	30	0.288		
31 AT 10/25-2	25	6F	Al	79.58	77.70	83	21	31	60	8	30	0.310		
31 AT 10/26-2	26	6F	Al	82.76	80.90	87	21	31	60	8	30	0.357		
31 AT 10/27-2	27	6F	Al	85.95	84.10	91	21	31	60	8	30	0.364		
31 AT 10/28-2	28	6F	Al	89.13	87.25	93	21	31	60	8	30	0.401		
31 AT 10/30-2	30	6F	Al	95.49	93.65	97	21	31	60	8	30	0.441		
31 AT 10/32-2	32	6F	Al	101.86	100.00	106	21	31	65	10	32	0.493		
31 AT 10/36-2	36	6F	Al	114.59	112.75	119	21	31	70	10	35	0.623		
31 AT 10/40-2	40	6F	Al	127.32	125.45	131	21	31	80	10	40	0.767		
31 AT 10/44-0	44	6	Al	140.06	138.20	—	21	31	88	10	46	0.993		
31 AT 10/48-0	48	6	Al	152.78	150.95	—	21	31	95	16	48	1.090		
31 AT 10/60-0	60	6	Al	190.98	189.10	—	21	31	110	16	60	1.710		

Section AT 10 – Pitch 10 mm for belt width 25 mm

40 AT 10/15-2	15	6F	Al	47.75	45.90	51	30	40	32	8	18	0.152		
40 AT 10/16-2	16	6F	Al	50.93	49.05	54	30	40	35	8	20	0.176		
40 AT 10/18-2	18	6F	Al	57.29	55.45	60	30	40	40	8	22	0.224		
40 AT 10/19-2	19	6F	Al	60.48	58.60	66	30	40	44	8	22	0.247		
40 AT 10/20-2	20	6F	Al	63.66	61.80	66	30	40	46	8	24	0.276		
40 AT 10/22-2	22	6F	Al	70.03	68.15	75	30	40	52	8	28	0.337		
40 AT 10/24-2	24	6F	Al	76.39	74.55	83	30	40	58	8	30	0.392		
40 AT 10/25-2	25	6F	Al	79.58	77.70	83	30	40	60	8	30	0.422		
40 AT 10/26-2	26	6F	Al	82.76	80.90	87	30	40	60	8	30	0.477		
40 AT 10/27-2	27	6F	Al	85.95	84.10	91	30	40	60	8	30	0.536		
40 AT 10/28-2	28	6F	Al	89.13	87.25	93	30	40	60	8	30	0.540		
40 AT 10/30-2	30	6F	Al	95.49	93.65	97	30	40	60	8	30	0.640		
40 AT 10/32-2	32	6F	Al	101.86	100.00	106	30	40	65	10	32	0.693		
40 AT 10/36-2	36	6F	Al	114.59	112.75	119	30	40	70	10	35	0.873		
40 AT 10/40-2	40	6F	Al	127.32	125.45	131	30	40	80	10	40	1.067		
40 AT 10/44-0	44	6	Al	140.06	138.20	—	30	40	88	10	46	1.350		
40 AT 10/48-0	48	6	Al	152.78	150.95	—	30	40	95	16	48	1.516		
40 AT 10/60-0	60	6	Al	190.98	189.10	—	30	40	110	16	60	2.339		



Type 6F



Type 6

Section AT 10 – Pitch 10 mm for belt width 32 mm

Part No.	No. of teeth	Type	Material	d _d (mm)	d _a (mm)	D _B (mm)	b ₁ (mm)	B (mm)	D (mm)	Pilot bore d (mm)	Finished bore d _{max} (mm)	Weight (= kg)	Euro each	£ each
47 AT 10/18-2	18	6F	Al	57.29	55.45	60	37	47	40	10	22	0.253		
47 AT 10/19-2	19	6F	Al	60.48	58.60	66	37	47	44	10	22	0.286		
47 AT 10/20-2	20	6F	Al	63.66	61.80	66	37	47	46	12	24	0.322		
47 AT 10/22-2	22	6F	Al	70.03	68.15	75	37	47	52	12	28	0.393		
47 AT 10/24-2	24	6F	Al	76.39	74.55	83	37	47	58	12	30	0.475		
47 AT 10/25-2	25	6F	Al	79.58	77.70	83	37	47	60	12	30	0.527		
47 AT 10/26-2	26	6F	Al	82.76	80.90	87	37	47	60	12	30	0.564		
47 AT 10/27-2	27	6F	Al	85.95	84.10	91	37	47	60	12	30	0.602		
47 AT 10/28-2	28	6F	Al	89.13	87.25	93	37	47	60	12	30	0.642		
47 AT 10/30-2	30	6F	Al	95.49	93.65	97	37	47	60	12	30	0.740		
47 AT 10/32-2	32	6F	Al	101.86	100.00	106	37	47	65	12	32	0.844		
47 AT 10/36-2	36	6F	Al	114.59	112.75	119	37	47	70	16	35	1.083		
47 AT 10/40-2	40	6F	Al	127.32	125.45	131	37	47	80	16	40	1.317		
47 AT 10/44-0	44	6	Al	140.06	138.20	—	37	47	88	16	46	1.611		
47 AT 10/48-0	48	6	Al	152.78	150.95	—	37	47	95	16	48	1.931		
47 AT 10/60-0	60	6	Al	190.98	189.10	—	37	47	110	16	60	3.004		

Section AT 10 – Pitch 10 mm for belt width 50 mm

66 AT 10/18-2	18	6F	Al	57.29	55.45	60	56	66	40	10	22	0.422		
66 AT 10/19-2	19	6F	Al	60.48	58.60	66	56	66	44	10	22	0.466		
66 AT 10/20-2	20	6F	Al	63.66	61.80	66	56	66	46	12	24	0.520		
66 AT 10/22-2	22	6F	Al	70.03	68.15	75	56	66	52	12	28	0.570		
66 AT 10/24-2	24	6F	Al	76.39	74.55	83	56	66	58	12	30	0.736		
66 AT 10/25-2	25	6F	Al	79.58	77.70	83	56	66	60	12	30	0.766		
66 AT 10/26-2	26	6F	Al	82.76	80.90	87	56	66	60	12	30	0.816		
66 AT 10/27-2	27	6F	Al	85.95	84.10	91	56	66	60	12	30	0.946		
66 AT 10/28-2	28	6F	Al	89.13	87.25	93	56	66	60	12	30	0.960		
66 AT 10/30-2	30	6F	Al	95.49	93.65	97	56	66	60	12	30	1.169		
66 AT 10/32-2	32	6F	Al	101.86	100.00	106	56	66	65	12	32	1.300		
66 AT 10/36-2	36	6F	Al	114.59	112.75	119	56	66	70	16	35	1.637		
66 AT 10/40-2	40	6F	Al	127.32	125.45	131	56	66	80	16	40	1.999		
66 AT 10/44-0	44	6	Al	140.06	138.20	—	56	66	88	16	46	2.357		
66 AT 10/48-0	48	6	Al	152.78	150.95	—	56	66	95	16	48	2.830		
66 AT 10/60-0	60	6	Al	190.98	189.10	—	56	66	110	16	60	4.366		